

CN18920_ADELY-70-S
CN18921_ADELY-70-M
CN18922_ADELY-70-W

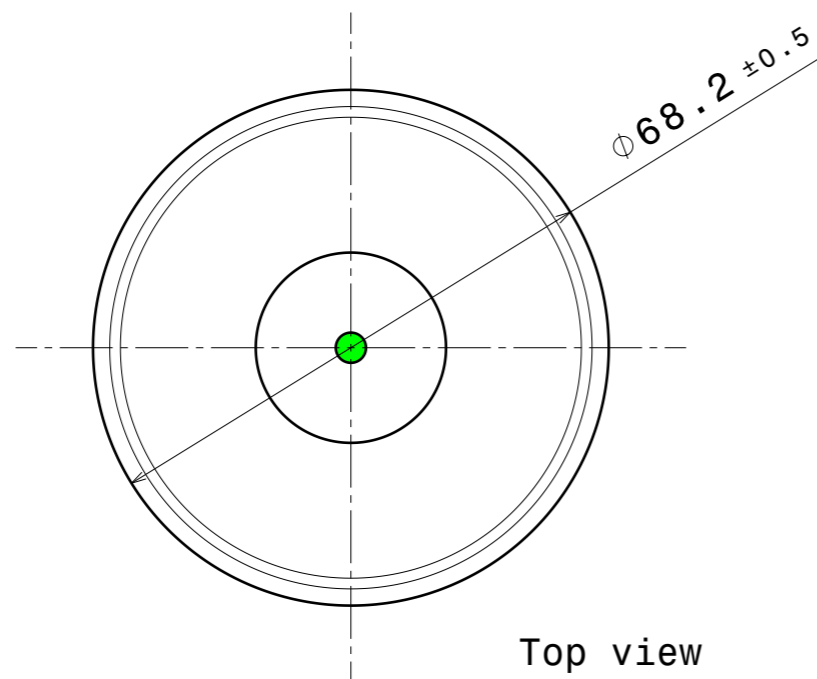
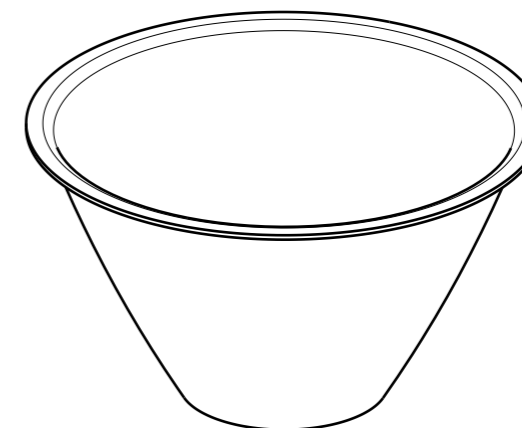
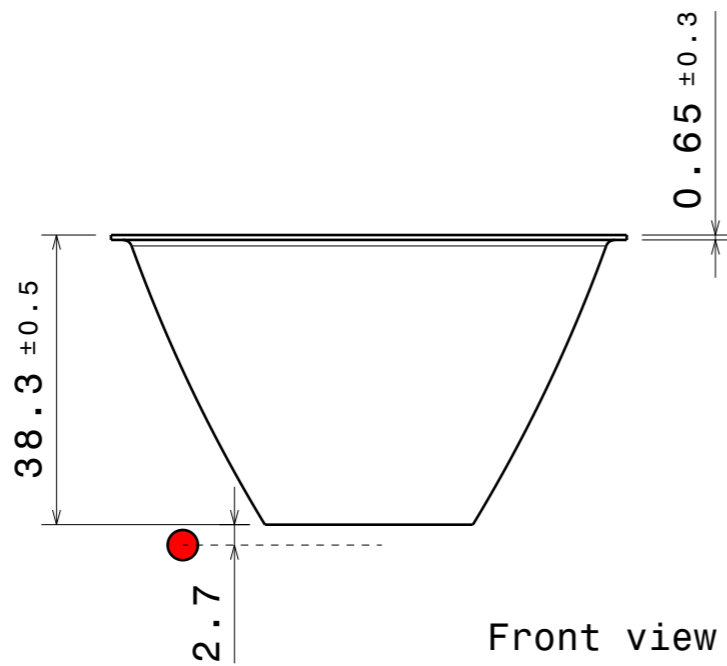
COMPONENTS

INDEX	PART	TYPE	COUNT	MATERIAL	COLOR / COATING
1	C18916_ADELY-70-S C18917_ADELY-70-M C18918_ADELY-70-W	REFLECTOR	1	Aluminium	Anodized/Polished
2	C19427_ADELY-70-HLD2-C C19428_ADELY-70-HLD2-B	HOLDER	1	PC	Black

MECHANICAL DRAWING		LEDiL
PRODUCT ADELY		
Plastic moulding general tolerances according to DIN 16901-130 and applies if not otherwise shown in the drawing. Silicone moulding general tolerances according to ISO 3302-1 Class M3 and applies if not otherwise shown in the drawing.	FIRST ANGLE PROJECTION: 	This drawing is the property of LEDiL Oy. It may not be copied or otherwise distributed without prior written permission from LEDiL Oy.
SCALE 1:1	WEIGHT -	A3 SHEET 1/2

Notes

	PCB or heatsink level.
	LED location
Ensure LED fitting from a product specific 3D model available from www.ledil.com	
For more details about installation please see LEDiL Installation Guide on www.ledil.com	



PART	TYPE	MATERIAL	COLOR / COATING
C18916_ADELY-70-S	REFLECTOR	Aluminium	Anodized/Polished
C18917_ADELY-70-M			
C18918_ADELY-70-W			

MECHANICAL DRAWING		LEDiL
PRODUCT	ADELY	
Plastic moulding general tolerances according to DIN 16901-130 and applies if not otherwise shown in the drawing. Silicone moulding general tolerances according to ISO 3302-1 Class M3 and applies if not otherwise shown in the drawing.	FIRST ANGLE PROJECTION: 	This drawing is the property of LEDiL Oy. It may not be copied or otherwise distributed without prior written permission from LEDiL Oy.
SCALE	1:1	WEIGHT -
		A3 SHEET 2/2

Notes

	PCB or heatsink level.
	LED location
	Ensure LED fitting from a product specific 3D model available from www.ledil.com
	For more details about installation please see LEDiL Installation Guide on www.ledil.com