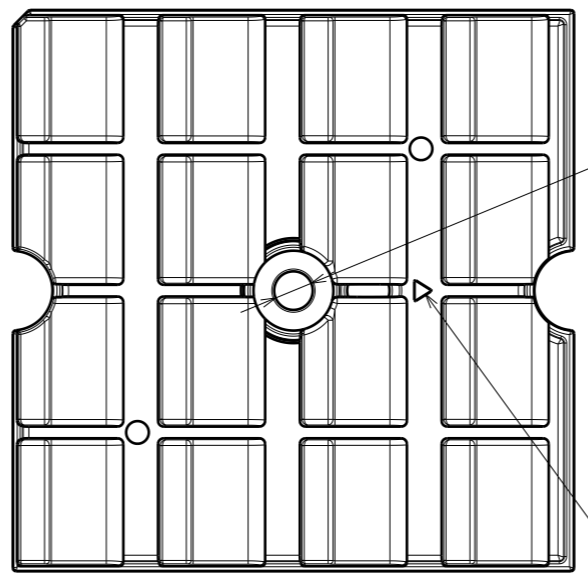
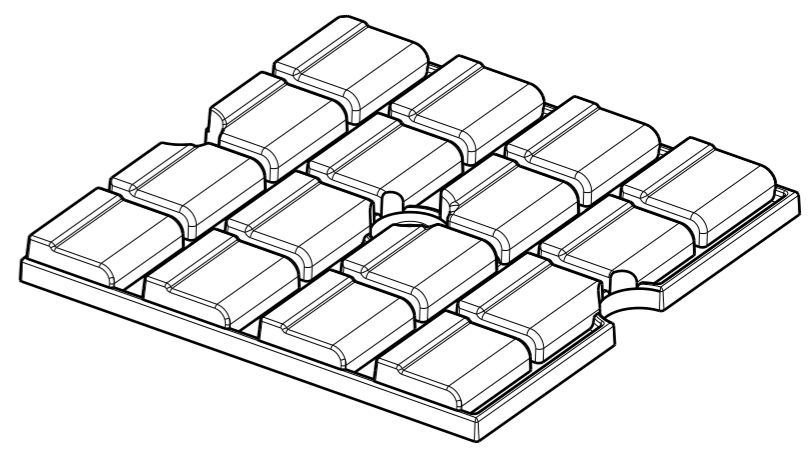


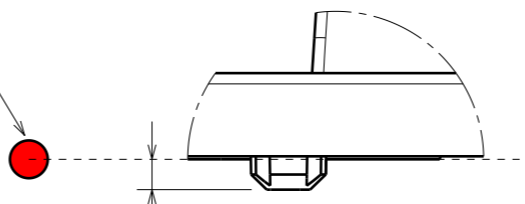
Bottom View PCB level



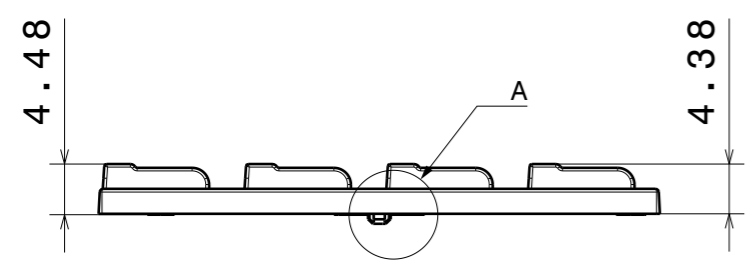
Top view



Isometric View



Detail A
Scale: 5:1



Front View

PART	TYPE	MATERIAL	COLOR / COATING
C19682_AMBER-16-SCL	Lens	PMMA	Amber

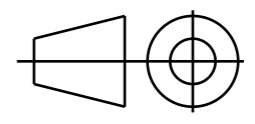
MECHANICAL DRAWING

PRODUCT
AMBER

LEDiL®

Plastic moulding general tolerances according to DIN 16901-130 and applies if not otherwise shown in the drawing. Silicone moulding general tolerances according to ISO 3302-1 Class M3 and applies if not otherwise shown in the drawing.

FIRST ANGLE PROJECTION:



This drawing is the property of LEDiL Oy. It may not be copied or otherwise distributed without prior written permission from LEDiL Oy.

SCALE	3:2	WEIGHT	-	A3	SHEET 1/1
-------	-----	--------	---	----	-----------

Notes

	PCB or heatsink level.
	LED location
	Ensure LED fitting from a product specific 3D model available from www.ledil.com
	For more details about installation please see LEDiL Installation Guide on www.ledil.com