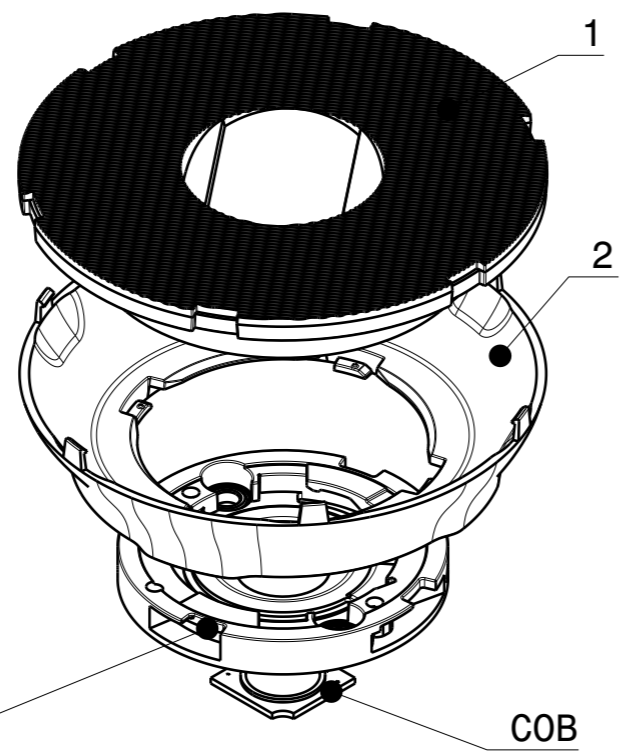
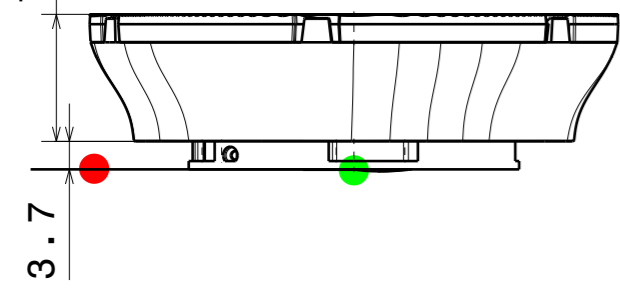


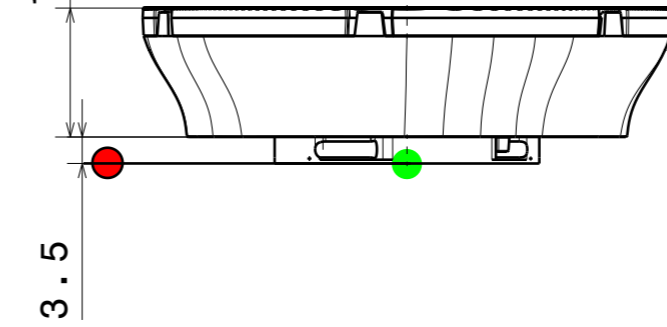
CP19044\_ AMY-70-0-C2  
 CP19111\_ AMY-70-0-C2-WHT  
 CP18877\_ AMY-70-0-C2-PC  
 CP19396\_ AMY-70-0-C2-WHT-PC



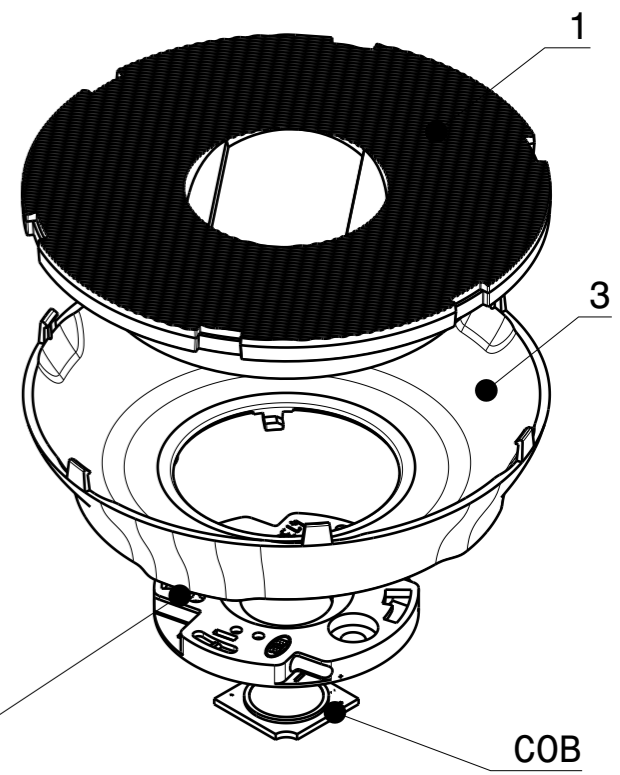
HEKLA  
Connector

COB

CP19104\_ AMY-70-0-B2  
 CP19120\_ AMY-70-0-B2-WHT  
 CP18884\_ AMY-70-0-B2-PC  
 CP19403\_ AMY-70-0-B2-WHT-PC

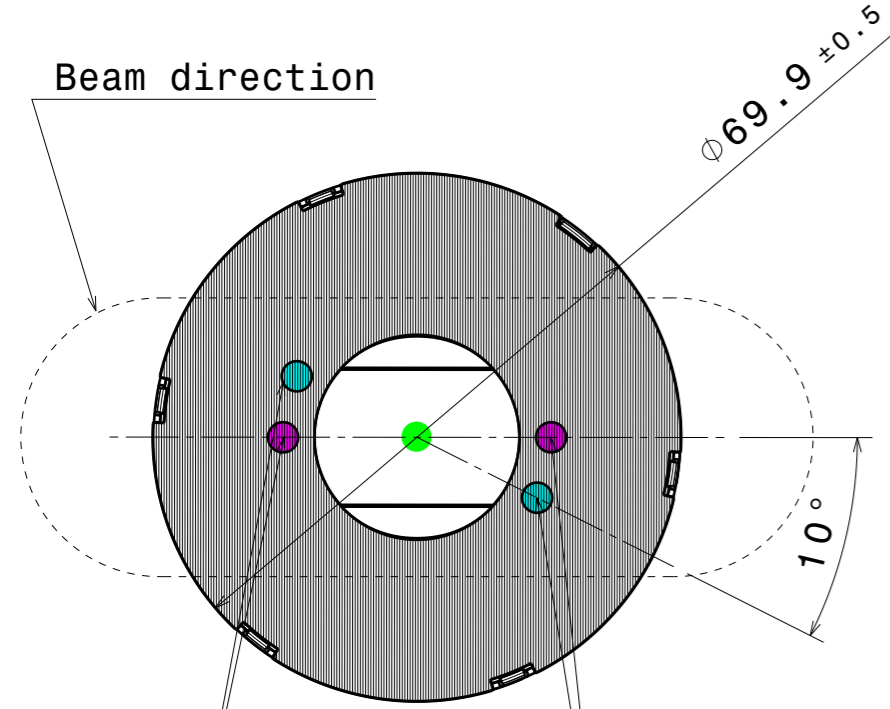


Connector  
BJB / B+W 35mm-interface



COB

Beam direction



Screw holes:  
**HOLDER C:**  
 ● HEKLA-G2  
 ● HEKLA-SOCKET

**HOLDER B:**  
 Screw hole positions  
 to be checked  
 per socket/connector

Top view  
 Scale: 1:1

**Notes**

- PCB or heatsink level.
- LED location
- Ensure LED fitting from a product specific 3D model available from [www.ledil.com](http://www.ledil.com)
- For more details about installation please see LEDiL Installation Guide on [www.ledil.com](http://www.ledil.com)

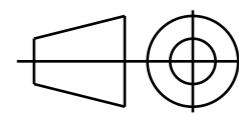
INDEX	PART	TYPE	QTY	MATERIAL	COLOUR/COATING	ASSEMBLY CODES
1	AMY-70-0	LENS	1			
	C18466_ AMY-70-0			PMMA	CLEAR	
	C18870_ AMY-70-0-PC			PC	CLEAR	
2	HOLDER C	HOLDER 1				
	C19021_ AMY-70-HLD2-C			PC	BLACK	CP19044_ AMY-70-0-C2 CP18877_ AMY-70-0-C2-PC
	C19023_ AMY-70-HLD2-C-WHT			PC	WHITE	CP19111_ AMY-70-0-C2-WHT CP19396_ AMY-70-0-C2-WHT-PC
3	HOLDER B					
	C19022_ AMY-70-HLD2-B			PC	BLACK	CP19104_ AMY-70-0-B2 CP18884_ AMY-70-0-B2-PC
	C19024_ AMY-70-HLD2-B-WHT			PC	WHITE	CP19120_ AMY-70-0-B2-WHT CP19403_ AMY-70-0-B2-WHT-PC

**MECHANICAL DRAWING**

PRODUCT  
**AMY-70-0**

Plastic moulding general tolerances according to DIN 16901-130 and applies if not otherwise shown in the drawing. Silicone moulding general tolerances according to ISO 3302-1 Class M3 and applies if not otherwise shown in the drawing.

FIRST ANGLE PROJECTION:



SCALE 1:1

WEIGHT -

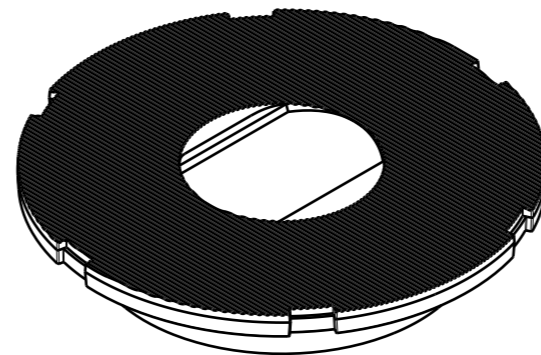
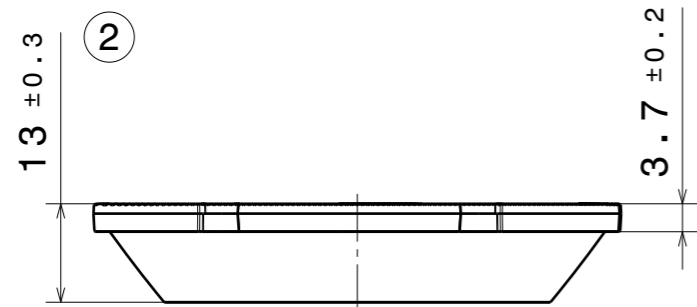
**LEDiL**

This drawing is the property of LEDiL Oy. It may not be copied or otherwise distributed without prior written permission from LEDiL Oy.

A3 SHEET 1/1

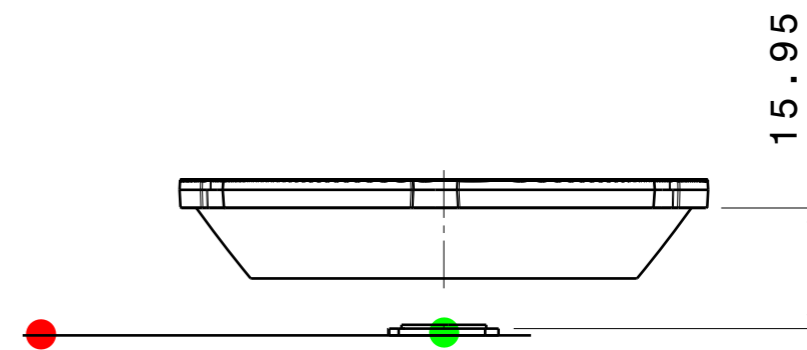
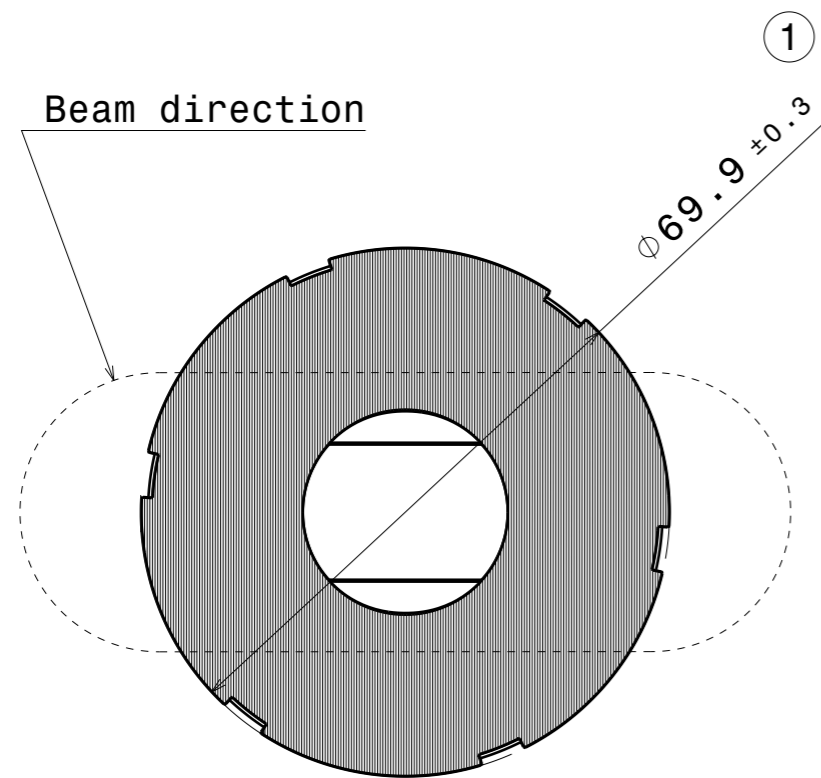
H G F E D C B A

4



4

3



3

2

2

PART	TYPE	MATERIAL	COLOR / COATING
C18466_AMY-70-0	LENS	PMMA	CLEAR
C18870_AMY-70-0-PC	LENS	PC	CLEAR

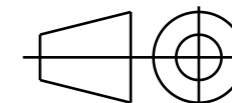
**MECHANICAL DRAWING**

PRODUCT **AMY-70-0**

**LEDiL**

Plastic moulding general tolerances according to DIN 16901-130 and applies if not otherwise shown in the drawing. Silicone moulding general tolerances according to ISO 3302-1 Class M3 and applies if not otherwise shown in the drawing.

FIRST ANGLE PROJECTION:



This drawing is the property of LEDiL Oy. It may not be copied or otherwise distributed without prior written permission from LEDiL Oy.

SCALE 1:1

WEIGHT -

A3 SHEET 1/1

**Notes**

	PCB or heatsink level.
	LED location
	Ensure LED fitting from a product specific 3D model available from <a href="http://www.ledil.com">www.ledil.com</a>
	For more details about installation please see LEDiL Installation Guide on <a href="http://www.ledil.com">www.ledil.com</a>

H G F E D C B A

1

1