

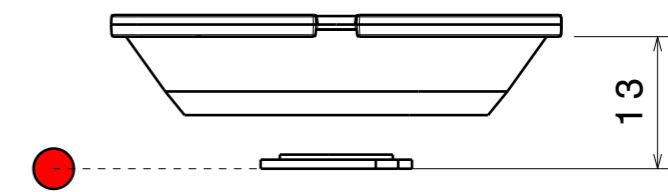
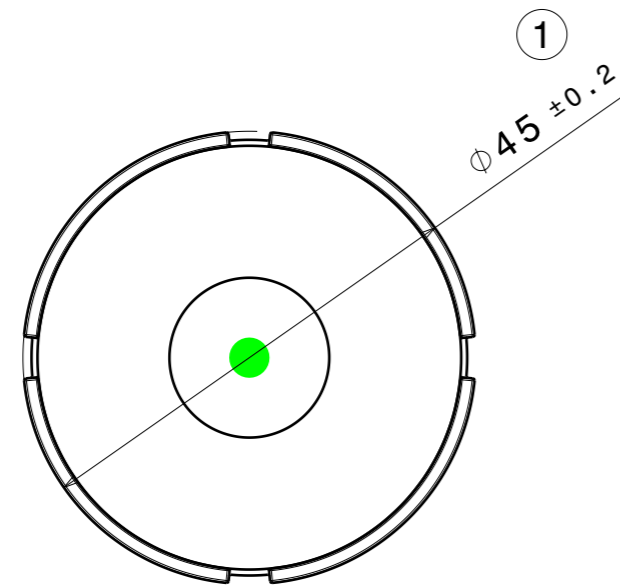
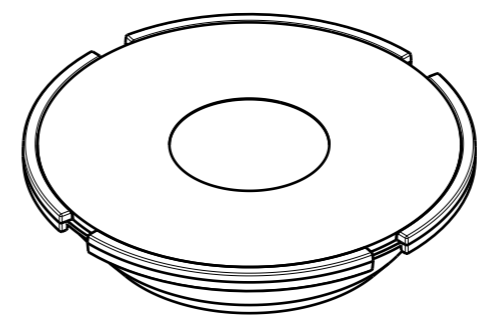
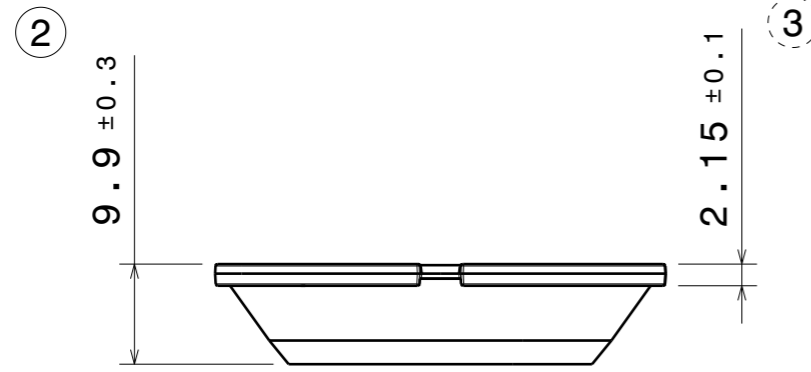
Connector
LEDiL SOCKET-B-35 or
BJB / B+W 35mm-interface

INDEX	PART	TYPE	QTY	MATERIAL	COLOUR / COATING	ASSEMBLY CODES
1	C17793_ AMY-45-WW	LENS	1	PMMA	Clear	
2	HOLDER B	HOLDER	1			
	C19577_ AMY-45-HLD2-B			PC	Black	CP19626_ AMY-45-WW-B
	C19578_ AMY-45-HLD2-B-WHT			PC	White	CP19631_ AMY-45-WW-B-WHT

MECHANICAL DRAWING		LEDiL
PRODUCT AMY-45-WW		
Plastic moulding general tolerances according to DIN 16901-130 and applies if not otherwise shown in the drawing. Silicone moulding general tolerances according to ISO 3302-1 Class M3 and applies if not otherwise shown in the drawing.	FIRST ANGLE PROJECTION: 	This drawing is the property of LEDiL Oy. It may not be copied or otherwise distributed without prior written permission from LEDiL Oy.
SCALE 4:3	WEIGHT -	A3 SHEET 1/2

Notes

- PCB or heatsink level.
- LED location
- Ensure LED fitting from a product specific 3D model available from www.ledil.com
- For more details about installation please see LEDiL Installation Guide on www.ledil.com



PART	TYPE	MATERIAL	COLOUR / COATING
C17793_ AMY-45-WW	LENS	PMMA	Clear

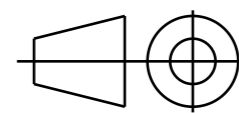
MECHANICAL DRAWING

PRODUCT
AMY-45-WW

LEDiL

Plastic moulding general tolerances according to DIN 16901-130 and applies if not otherwise shown in the drawing.
Silicone moulding general tolerances according to ISO 3302-1 Class M3 and applies if not otherwise shown in the drawing.

FIRST ANGLE PROJECTION:



This drawing is the property of LEDiL Oy. It may not be copied or otherwise distributed without prior written permission from LEDiL Oy.

SCALE 4:3

WEIGHT -

A3 SHEET 2/2

Notes

	PCB or heatsink level.
	LED location
	Ensure LED fitting from a product specific 3D model available from www.ledil.com
	For more details about installation please see LEDiL Installation Guide on www.ledil.com