

### AMY

Versatile low profile lens family for compact luminaires

The AMY product family offers a cost-efficient solution for low profile track and downlights. AMY is compatible with up to 14.5 mm LES size COBs and fits LEDiL HEKLA, B+W and BJB connectors.

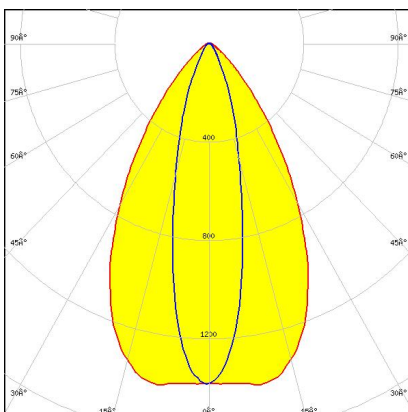
### AMY-70

Ø70 mm variant optimized for 14.5 mm LES size COBs. Available as lens only or assemblies with holder C (LEDiL HEKLA) and B (BJB and B+W) in black and white.



### PRODUCTS:

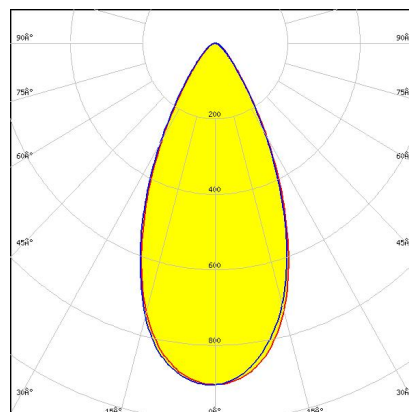
#### AMY-70-O



**Dimensions: 69.9 mm x 69.9 mm**  
**Height: 13.02 mm**

~25 + 60° oval beam

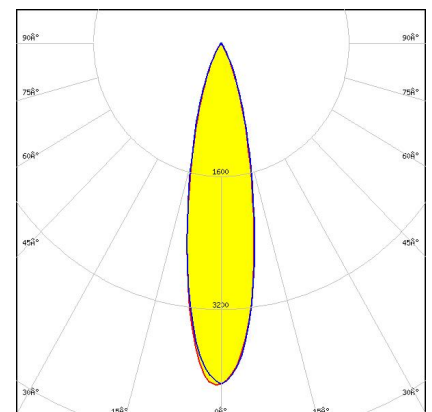
#### AMY-70-ZOOM



**Dimensions: 69.9 mm x 69.9 mm**  
**Height: 11.81 mm**

Infinitely adjustable beam from 20 to 50 degrees

#### AMY-70-S

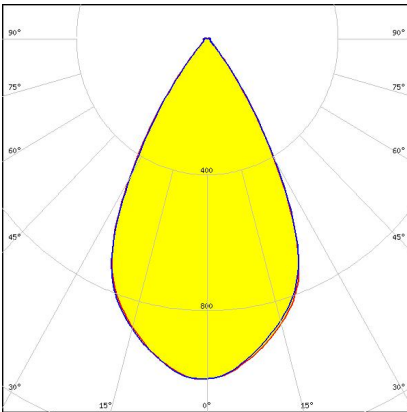


**Dimensions: 69.9 mm x 69.9 mm**  
**Height: 12.68 mm**

~18° spot beam

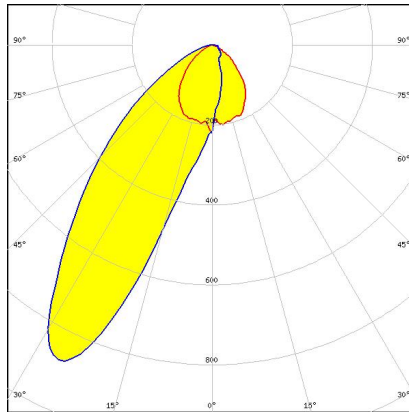
### PRODUCTS:

#### AMY-70-WW



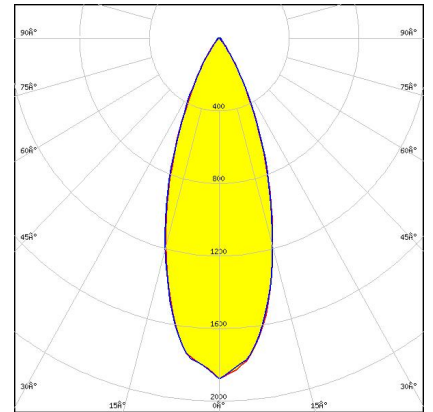
**Dimensions: 69.9 mm x 69.9 mm**  
**Height: 12.79 mm**  
~60° wide beam

#### AMY-70-WAS



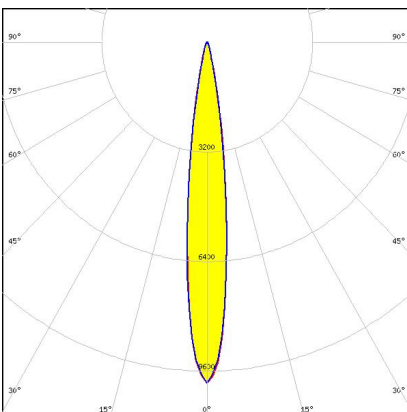
**Dimensions: 69.9 mm x 69.9 mm**  
**Height: 11.81 mm**  
Asymmetric beam for wall-washing

#### AMY-70-W



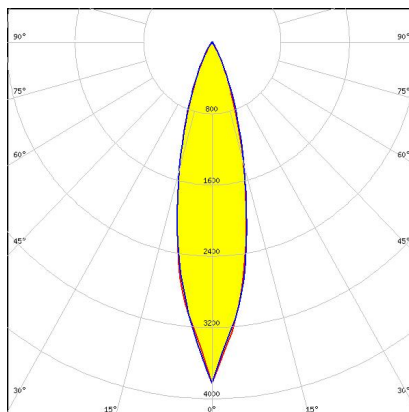
**Dimensions: 69.9 mm x 69.9 mm**  
**Height: 12.95 mm**  
~36° wide beam

#### AMY-70-RS



**Dimensions: 69.9 mm x 69.9 mm**  
**Height: 11.81 mm**  
~13° spot beam with tight cutoff

#### AMY-70-M



**Dimensions: 69.9 mm x 69.9 mm**  
**Height: 12.79 mm**  
~24° medium beam

### GENERAL INFORMATION:

NOTE: The typical beam angle will be changed by different color, chip size and chip position tolerance. The typical total beam angle is the full angle measured where the luminous intensity is half of the peak value.

### MATERIALS:

As part of our continuous research and improvement processes, and to ensure the best possible quality and availability of our products, LEDiL reserves the right to change material grades without notice.

### PRODUCT DATA USER AGREEMENT AND DISCLAIMER:

The measured data in the provided downloadable LEDiL Product Datasheets and Mechanical 2D-Drawings is rounded and provided as reference for planning. LEDiL Oy's optical specifications have been verified by conducting performance testing of the products in accordance with the company's quality system. The reported data are averaged results of multiple measurements with typical variation. LEDiL Oy reserves the right to without prior notification make changes and improvements to its products.

LEDiL Oy assumes neither warranty, nor guarantee nor any other liability of any kind for the contents and correctness of the provided data. The provided data has been generated with highest diligence but the provided data may in reality not represent the complete possible variation range of all intrinsic parameters. Therefore, in certain cases a deviation from the provided data could occur.

LEDiL Oy reserves the right to undertake technical changes of its products without further notification which could lead to changes in the provided data. LEDiL Oy assumes no liability of any kind for the possible deviation from any provided data or any other damage resulting from the usage of the provided data.

The user agrees to this disclaimer and user agreement with the download or usage of the provided files.

#### LEDiL Oy

Joensuunkatu 7  
FI-24240 SALO  
Finland

#### LEDiL Inc.

228 West Page Street  
Suite D  
Sycamore IL 60178  
USA

#### Ledil Optics Technology (Shenzhen) Co., Ltd.

# 405 , Block B  
Casic Motor Building  
Shenzhen 518057  
P.R.CHINA

#### Local sales and technical support

[www.ledil.com/  
where\\_to\\_buy](http://www.ledil.com/where_to_buy)

#### Shipping locations

Poznan, Poland  
Hong Kong, China

#### Distribution Partners

[www.ledil.com/  
where\\_to\\_buy](http://www.ledil.com/where_to_buy)