

ANGELETTE

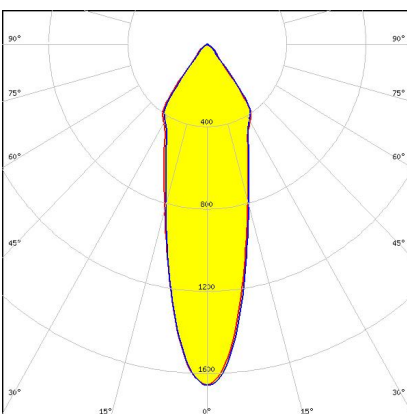
Ø111 mm LEDiL System Reflectors compatible with various accessories, sockets and solderless connectors and up to 32 mm LES size COBs

ANGELETTE reflectors have standard 110 mm diameter (H 57.3 mm) and are based on LEDiL's existing ANGELA-interface. The family consists of symmetric and asymmetric beams all with a smooth, glare-free uniform light pattern optimized for high quality office, hospitality and museum lighting. ANGELETTE is available in two variants one of which comes with an additional interface for attaching clear and diffused sublenses. A colour mixing sublens is also available. Compatible with 3rd party connectors from Ideal, Bender+Wirth, TE and Molex.



PRODUCTS:

F16012_ ANGELETTE-M2-B

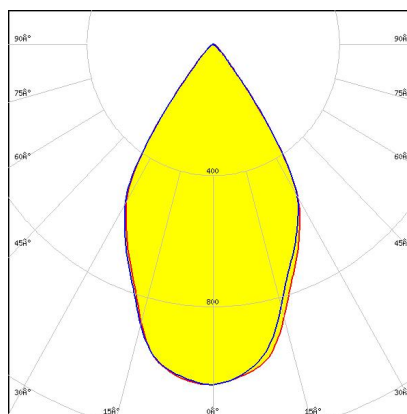


Dimensions: 110.0 mm x 110.0 mm

Height: 57.30 mm

~35° medium beam compatible with BJB and B+W connectors

F14534_ ANGELETTE-WW

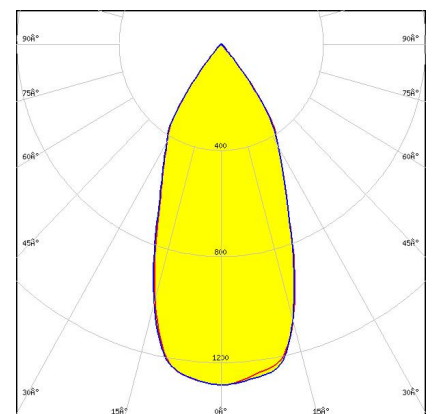


Dimensions: 110.0 mm x 110.0 mm

Height: 57.30 mm

~60° wide beam

F14620_ ANGELETTE-M-PLAIN



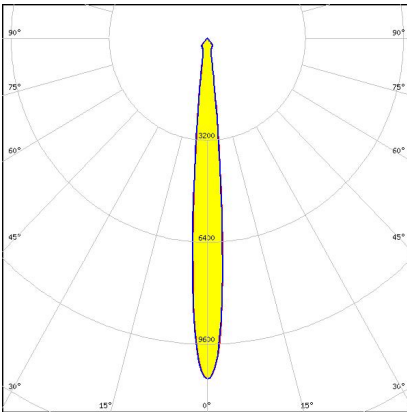
Dimensions: 110.0 mm x 110.0 mm

Height: 57.30 mm

~50° medium beam. Clean appearance with no additional attachment interface.

PRODUCTS:

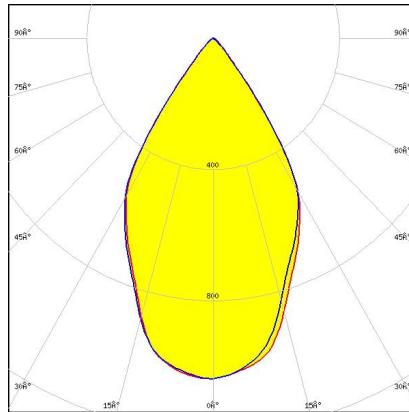
F14616_ ANGELETTE-S-B



Dimensions: 110.0 mm x 110.0 mm
Height: 57.30 mm

~10° spot beam compatible with BJB
and B+W connectors

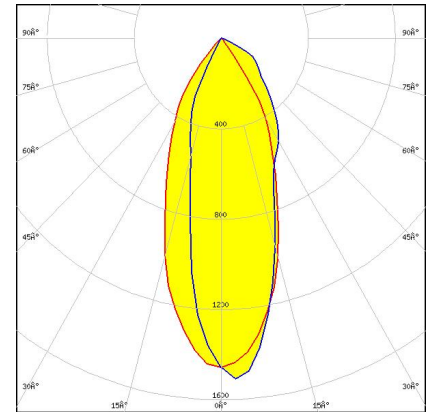
F14622_ ANGELETTE-WW-PLAIN



Dimensions: 110.0 mm x 110.0 mm
Height: 57.30 mm

~60° wide beam. Clean appearance
with no additional attachment
interface.

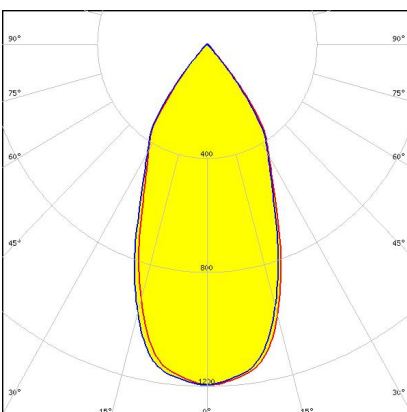
C14346_ ANGELETTE-WAS



Dimensions: 97.2 mm x 83.4 mm
Height: 84.10 mm

Asymmetric wall-washer beam

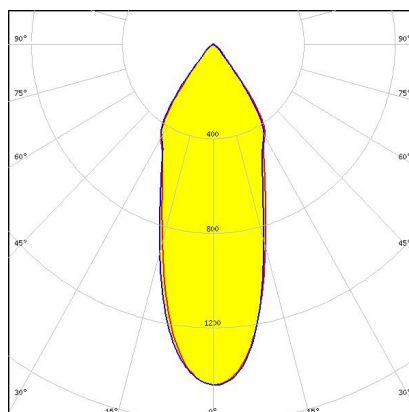
F14617_ ANGELETTE-M-B



Dimensions: 110.0 mm x 110.0 mm
Height: 57.30 mm

~50° medium beam compatible with
BJB and B+W connectors

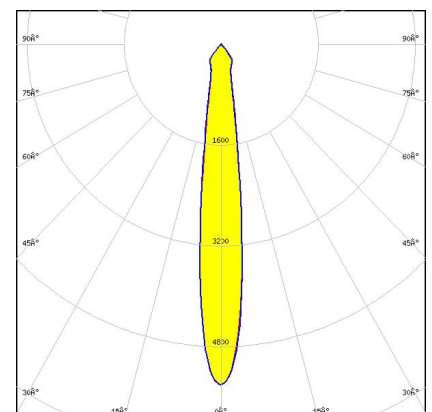
F16010_ ANGELETTE-M2



Dimensions: 110.0 mm x 110.0 mm
Height: 57.30 mm

~35° medium beam

F14532_ ANGELETTE-S

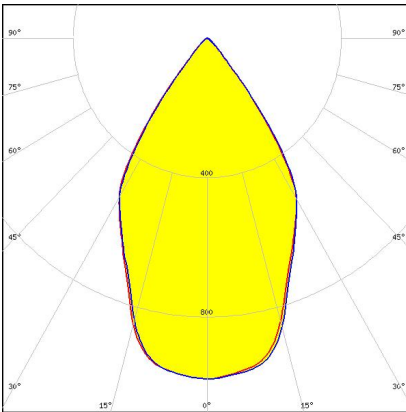


Dimensions: 110.0 mm x 110.0 mm
Height: 57.30 mm

~10° spot beam

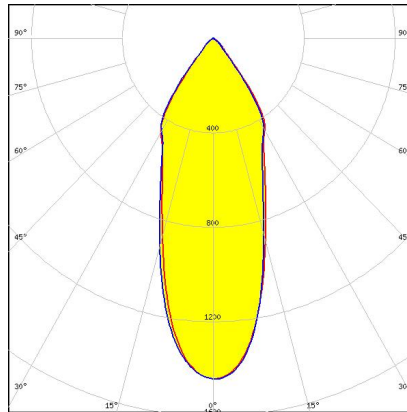
PRODUCTS:

F14618_ANGELETTE-WW-B



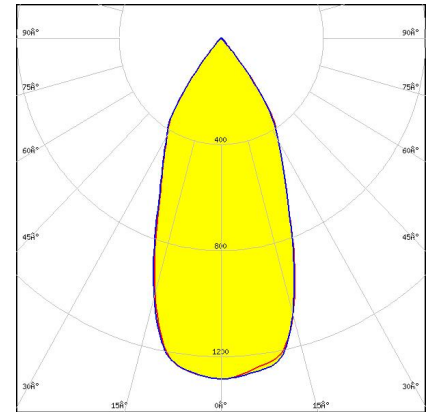
Dimensions: 110.0 mm x 110.0 mm
Height: 57.30 mm
~60° wide beam compatible with
BJB and B+W connectors

F16011_ANGELETTE-M2-PLAIN



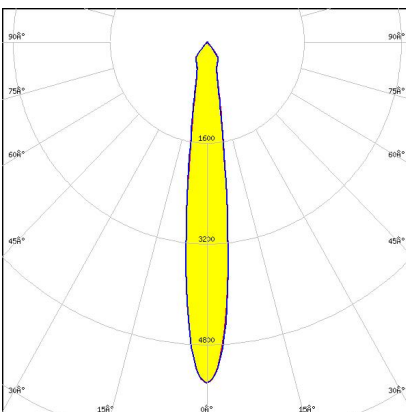
Dimensions: 110.0 mm x 110.0 mm
Height: 57.30 mm
~35° medium beam. Clean
appearance with no additional
attachment interface

F14533_ANGELETTE-M



Dimensions: 110.0 mm x 110.0 mm
Height: 57.30 mm
~50° medium beam

F14619_ANGELETTE-S-PLAIN



Dimensions: 110.0 mm x 110.0 mm
Height: 57.30 mm
~10° spot beam. Clean appearance
with no additional attachment
interface.

GENERAL INFORMATION:

NOTE: The typical beam angle will be changed by different color, chip size and chip position tolerance. The typical total beam angle is the full angle measured where the luminous intensity is half of the peak value.

MATERIALS:

As part of our continuous research and improvement processes, and to ensure the best possible quality and availability of our products, LEDiL reserves the right to change material grades without notice.

PRODUCT DATA USER AGREEMENT AND DISCLAIMER:

The measured data in the provided downloadable LEDiL Product Datasheets and Mechanical 2D-Drawings is rounded and provided as reference for planning. LEDiL Oy's optical specifications have been verified by conducting performance testing of the products in accordance with the company's quality system. The reported data are averaged results of multiple measurements with typical variation. LEDiL Oy reserves the right to without prior notification make changes and improvements to its products.

LEDiL Oy assumes neither warranty, nor guarantee nor any other liability of any kind for the contents and correctness of the provided data. The provided data has been generated with highest diligence but the provided data may in reality not represent the complete possible variation range of all intrinsic parameters. Therefore, in certain cases a deviation from the provided data could occur.

LEDiL Oy reserves the right to undertake technical changes of its products without further notification which could lead to changes in the provided data. LEDiL Oy assumes no liability of any kind for the possible deviation from any provided data or any other damage resulting from the usage of the provided data.

The user agrees to this disclaimer and user agreement with the download or usage of the provided files.

LEDiL Oy

Joensuunkatu 13
FI-24240 SALO
Finland

LEDiL Inc.

228 West Page Street
Suite D
Sycamore IL 60178
USA

Local sales and technical support

[www.ledil.com/
where_to_buy](http://www.ledil.com/where_to_buy)

Shipping locations

Salo, Finland
Hong Kong, China

Distribution Partners

[www.ledil.com/
where_to_buy](http://www.ledil.com/where_to_buy)