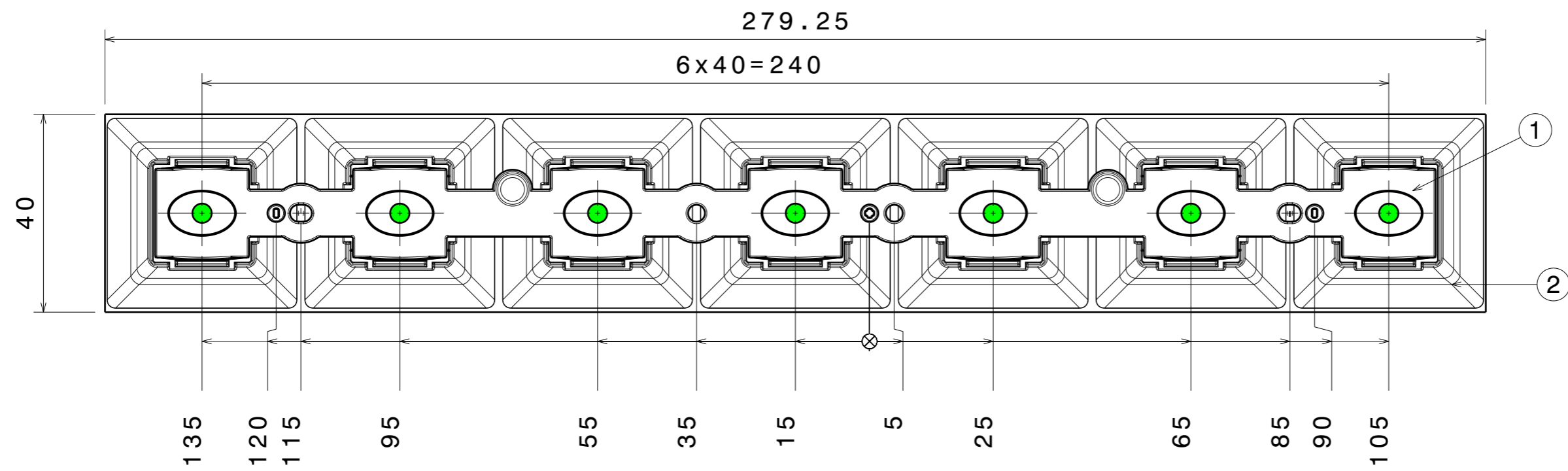


H G F E D C B A

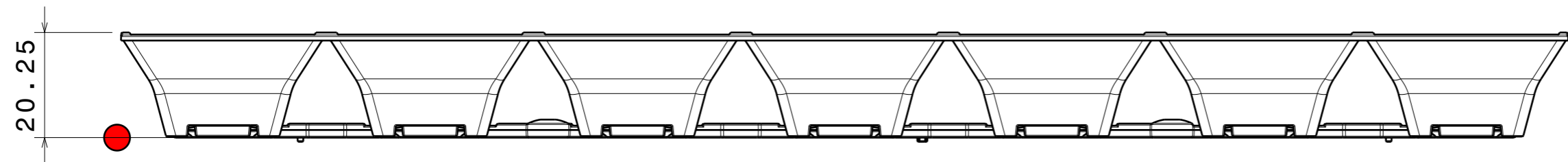
4

4



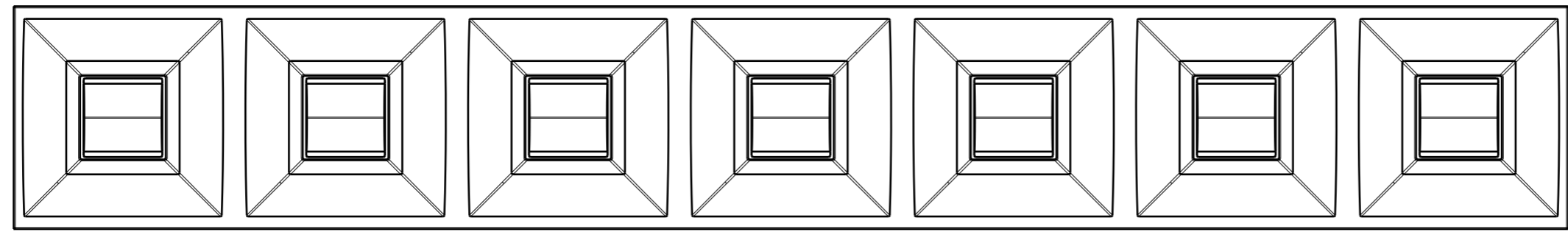
3

3



2

2



Oval beam direction

CN17615\_DAISSY-7X1-0-D

**COMPONENTS**

INDEX	PART	TYPE	MATERIAL	COLOR / COATING
1	C17540_DAISSY-7X1-0-D	Lens	PMMA	Clear diffused
2	C16872_DAISSY-7x1-SHD	Shade	PC	Black

**Notes**

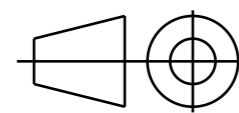
- PCB or heatsink level.
- LED location
- Ensure LED fitting from a product specific 3D model available from [www.ledil.com](http://www.ledil.com)
- For more details about installation please see LEDiL Installation Guide on [www.ledil.com](http://www.ledil.com)

**MECHANICAL DRAWING**

PRODUCT  
**CN17615\_DAISSY-7X1-0-D**

Plastic moulding general tolerances according to DIN 16901-130 and applies if not otherwise shown in the drawing.  
Silicone moulding general tolerances according to ISO 3302-1 Class M3 and applies if not otherwise shown in the drawing.

FIRST ANGLE PROJECTION:



SCALE 1:1

WEIGHT 52 g

**LEDiL**®

This drawing is the property of LEDiL Oy. It may not be copied or otherwise distributed without prior written permission from LEDiL Oy.

A3 SHEET 1/1

H G B A

1

1