

MECHANICAL DRAWING	
PRODUCT DAISY-7X1-M	
Plastic moulding general tolerances according to DIN 16901-130 and applies if not otherwise shown in the drawing. Silicone moulding general tolerances according to ISO 3302-1 Class M3 and applies if not otherwise shown in the drawing.	FIRST ANGLE PROJECTION:
SCALE 1:1	WEIGHT -

LEDiL[®]

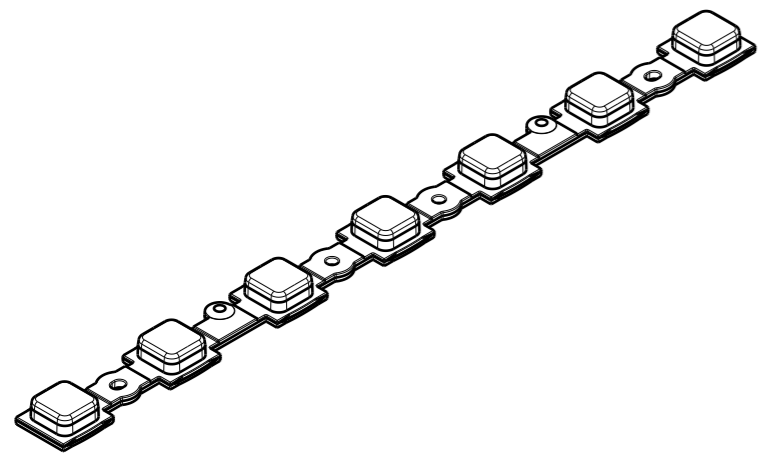
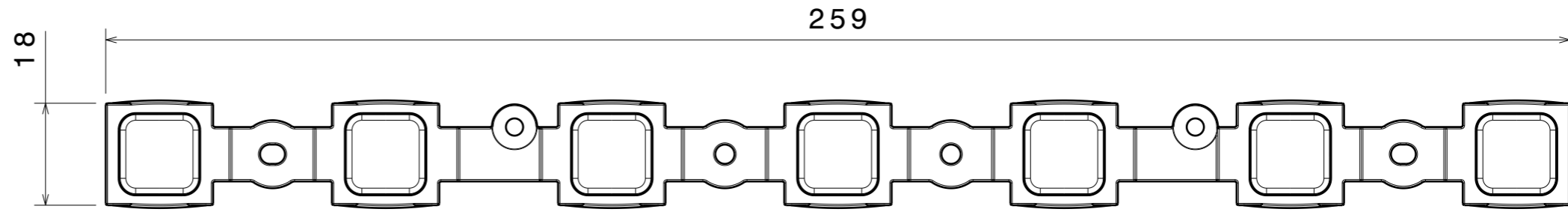
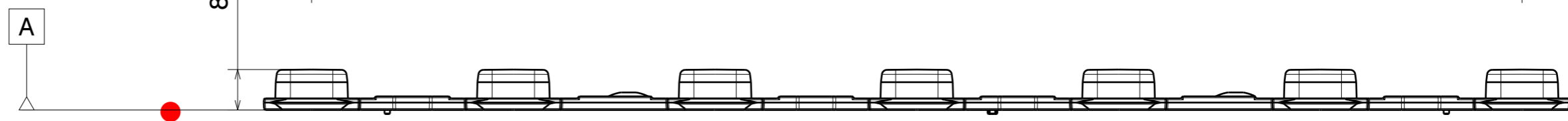
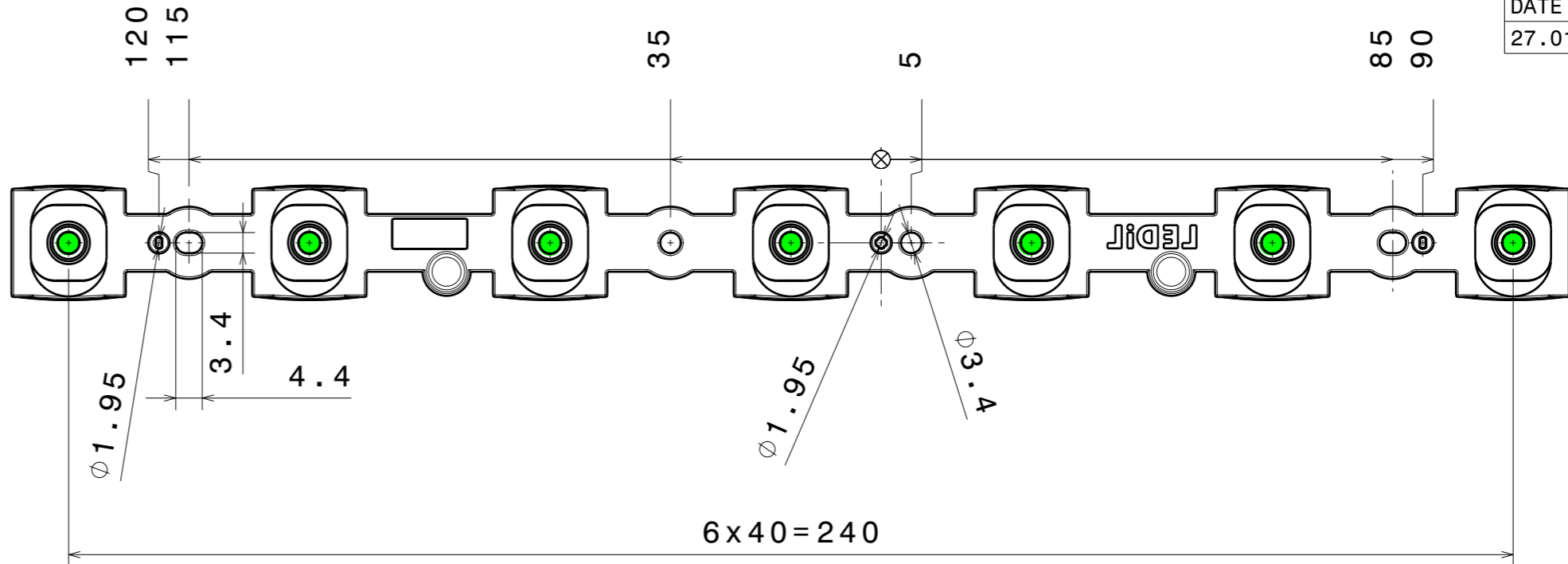
This drawing is the property of LEDiL Oy. It may not be copied or otherwise distributed without prior written permission from LEDiL Oy.

A3 SHEET 1/3

Notes

	PCB or heatsink level.
	LED location
	Ensure LED fitting from a product specific 3D model available from www.ledil.com
	For more details about installation please see LEDiL Installation Guide on www.ledil.com

DATE
27.01.2021



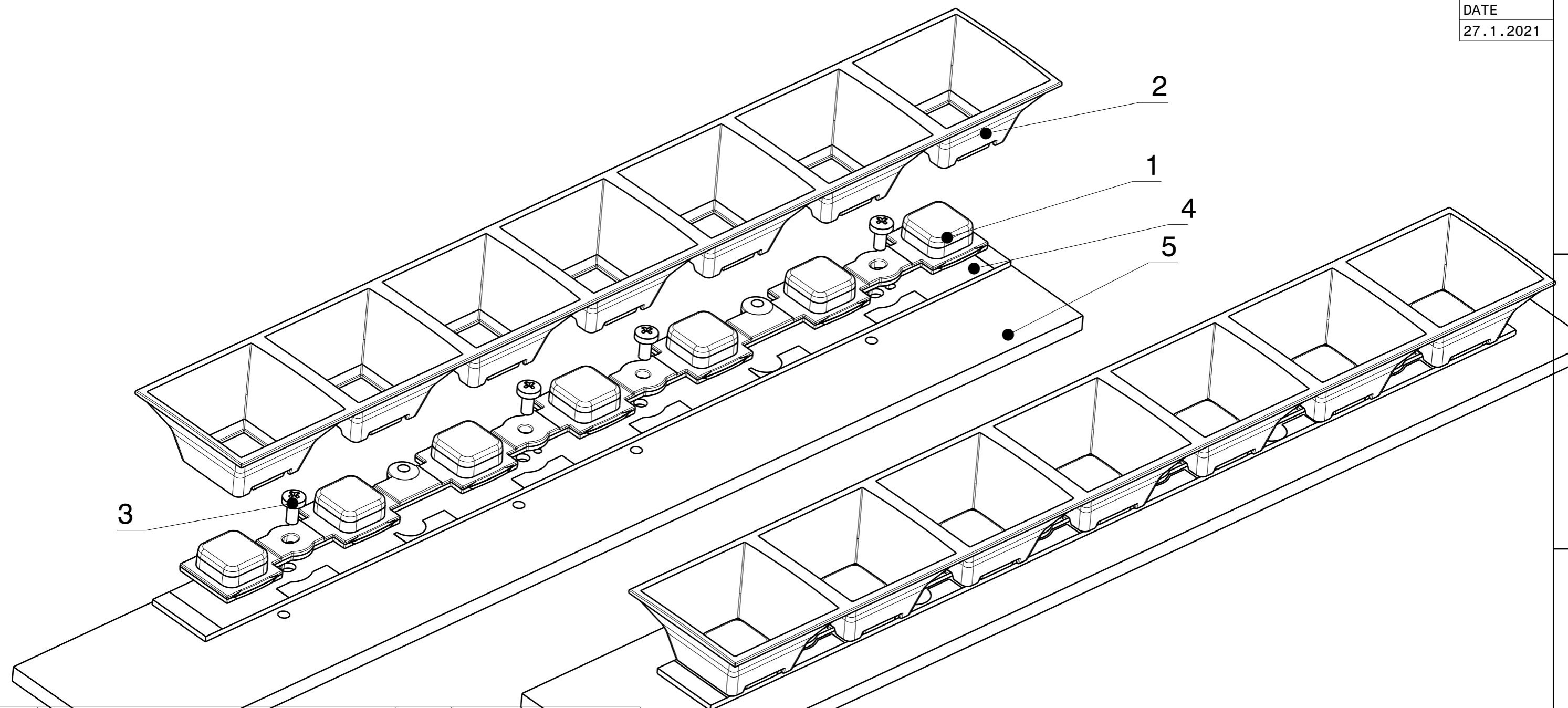
Isometric view
Scale: 1:2

PART	TYPE	MATERIAL	COLOR / COATING
C17389_DAISSY-7X1-M		PMMA	CLEAR
C18143_DAISSY-7X1-M-D		PMMA	DF21 Diffusive

MECHANICAL DRAWING		LEDiL [®]
PRODUCT DAISSY-7X1-M		
Plastic moulding general tolerances according to DIN 16901-130 and applies if not otherwise shown in the drawing. Silicone moulding general tolerances according to ISO 3302-1 Class M3 and applies if not otherwise shown in the drawing.	FIRST ANGLE PROJECTION: 	This drawing is the property of LEDiL Oy. It may not be copied or otherwise distributed without prior written permission from LEDiL Oy.
SCALE 1:1	WEIGHT 15 g	A3 SHEET 2/3

Notes

	PCB or heatsink level.
	LED location
	Ensure LED fitting from a product specific 3D model available from www.ledil.com
	For more details about installation please see LEDiL Installation Guide on www.ledil.com



INDEX	PART	TYPE	COLOR / COATING
1	DAISY-7X1-M	LENS	
	C17389_DAISY-7X1-M	LENS	CLEAR
	C18143_DAISY-7X1-M-D	LENS	DF21 Diffusive
2	DAISY-7x1-SHD	SHD	
	C16872_DAISY-7X1-SHD	SHD	BLACK, GLOSS
	C17051_DAISY-7X1-SHD-MATT	SHD	BLACK, MATT
	C16876_DAISY-7X1-SDH-WHT	SHD	WHITE, GLOSS
	C17225_DAISY-7X1-SHD-WHT-MATT	SHD	WHITE, MATT
	C17532_DAISY-7X1-SHD-MET	SHD	METAL, GLOSS
	C17533_DAISY-7X1-SHD-MET-MATT	SHD	METAL, MATT
3	M3 SCREW	-	-
4	PCB	-	-
5	PROFILE	-	-

MECHANICAL DRAWING		LEDiL®
PRODUCT DAISY-7X1-M		
Plastic moulding general tolerances according to DIN 16901-130 and applies if not otherwise shown in the drawing. Silicone moulding general tolerances according to ISO 3302-1 Class M3 and applies if not otherwise shown in the drawing.	FIRST ANGLE PROJECTION: 	This drawing is the property of LEDiL Oy. It may not be copied or otherwise distributed without prior written permission from LEDiL Oy.
SCALE -	WEIGHT -	A3 SHEET 3/3