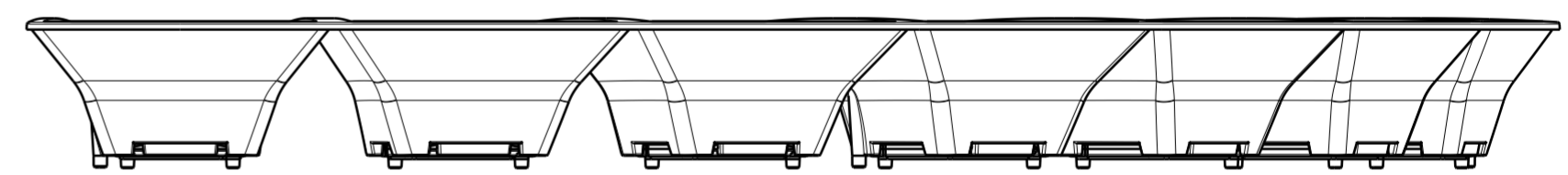


Front View
Scale: 1:1



Right View
Scale: 1:1

COMPONENTS

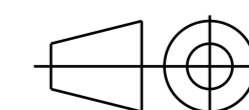
INDEX	PART	TYPE	COUNT	MATERIAL	COLOR / COATING
1	C19053_DAISY-7X1-SHD-CRV_003_MechanicalModel	SHD	1	PC	black
2	C19066_DAISY-1X1-W-D_003_MechanicalModel	LENS	7	PMMA	DIFFUSIVE (DF21)
3	C19067_DAISY-1X1-TAPE	TAPE	7	ACRYLIC Tape	CLEAR

MECHANICAL DRAWING

PRODUCT
DAISY

Plastic moulding general tolerances according to DIN 16901-130 and applies if not otherwise shown in the drawing. Silicone moulding general tolerances according to ISO 3302-1 Class M3 and applies if not otherwise shown in the drawing.

FIRST ANGLE PROJECTION:



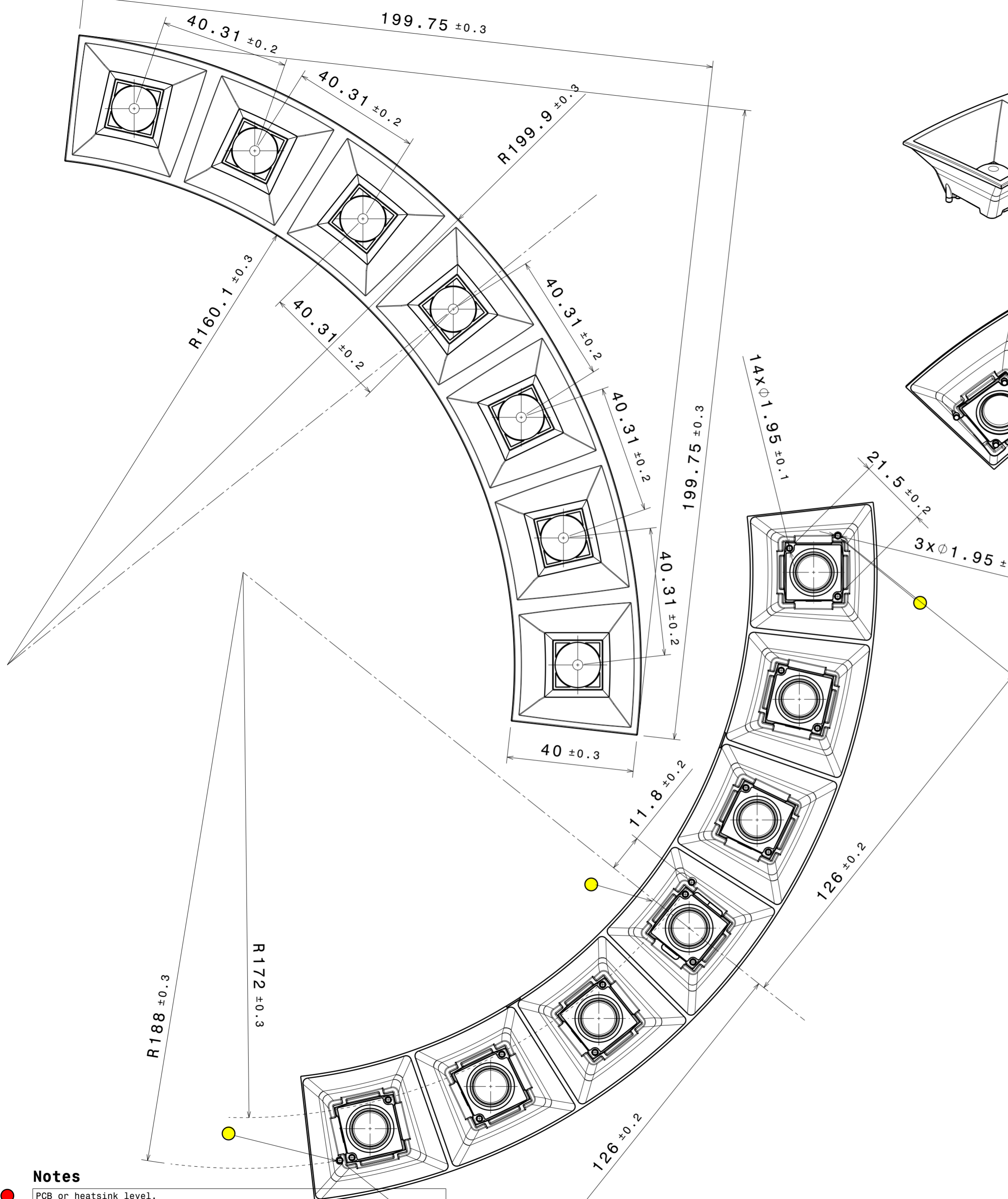
LEDiL

This drawing is the property of LEDiL Oy. It may not be copied or otherwise distributed without prior written permission from LEDiL Oy.

SCALE 1:1

WEIGHT 51g

A2 SHEET 1/1



Notes

- PCB or heatsink level.
- LED location
- Ensure LED fitting from a product specific 3D model available from www.ledil.com
- For more details about installation please see LEDiL Installation Guide on www.ledil.com