


FLORENCE

~1ft Zhaga compliant linear lenses for up to 5630 size mid-power LEDs

FLORENCE is a versatile family of linear lenses meant for indoor lighting available in 1- and 3-row configurations. 1-row versions enable the creation of sleek linear luminaires with a wide selection of beams including specific glare controlled versions. 3-row versions are optimized for industrial and architectural applications including up to IP67 versions in PMMA and PC suitable for more challenging applications like horticultural lighting. A range of optional accessories (clips, grids) are available.

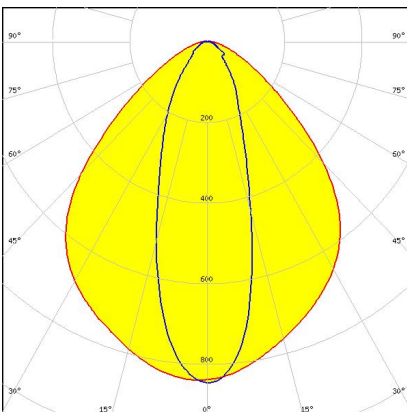
FLORENCE-1R

1 row linear lenses with wide selection of beams and easy installation using optional clips



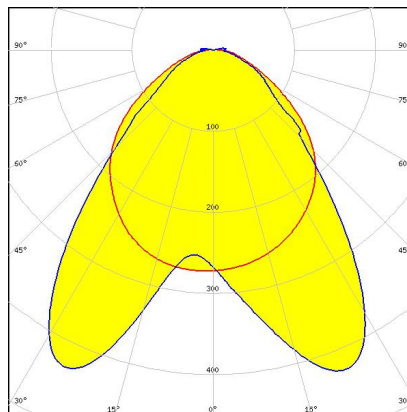
PRODUCTS:

C14454_FLORENCE-1R-O



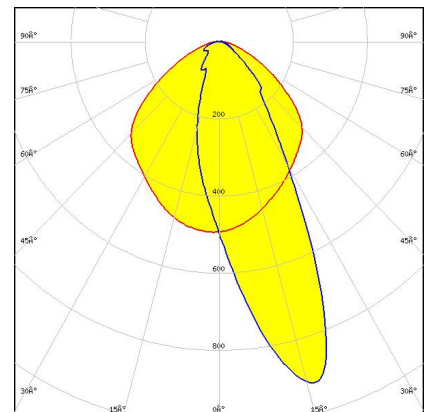
Dimensions: 285.6 mm x 19.5 mm
Height: 7.00 mm
~95° + 30° oval beam

C14530_FLORENCE-1R-ZT25



Dimensions: 19.5 mm x 286.0 mm
Height: 6.40 mm
Double asymmetric beam for aisle and shelf lighting

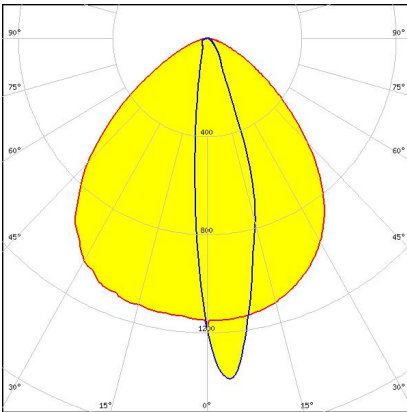
F14344_FLORENCE-1R-ZT25



Dimensions: 19.5 mm x 286.0 mm
Height: 7.13 mm
Asymmetric beam for wall-washing

PRODUCTS:

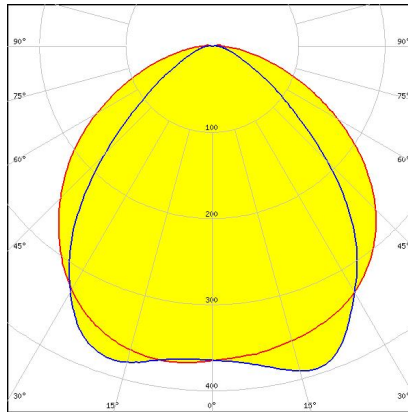
F14487_FLORENCE-1R-MAXI-WG



Dimensions: 21.7 mm x 286.0 mm
Height: 11.04 mm

Asymmetric oval beam for wall grazing

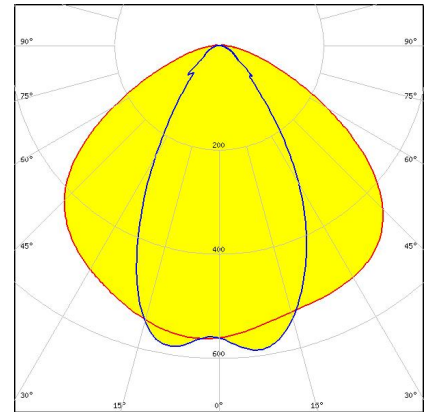
F14304_FLORENCE-1R-Z90



Dimensions: 19.5 mm x 286.0 mm
Height: 7.00 mm

~90° + 110° wide beam

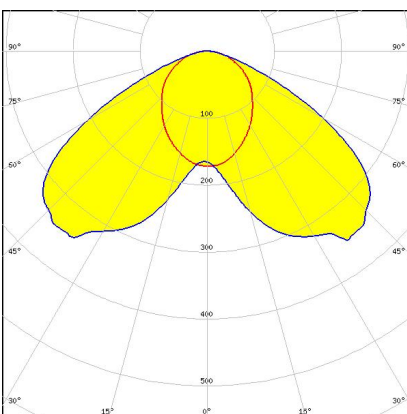
F14468_FLORENCE-1R-Z60



Dimensions: 19.5 mm x 286.0 mm
Height: 7.55 mm

~60° + 110° medium beam

C14642_FLORENCE-1R-UP



Dimensions: 285.6 mm x 19.5 mm
Height: 6.91 mm

Asymmetric beam for uplighting

GENERAL INFORMATION:

NOTE: The typical beam angle will be changed by different color, chip size and chip position tolerance. The typical total beam angle is the full angle measured where the luminous intensity is half of the peak value.

MATERIALS:

As part of our continuous research and improvement processes, and to ensure the best possible quality and availability of our products, LEDiL reserves the right to change material grades without notice.

PRODUCT DATA USER AGREEMENT AND DISCLAIMER:

The measured data in the provided downloadable LEDiL Product Datasheets and Mechanical 2D-Drawings is rounded and provided as reference for planning. LEDiL Oy's optical specifications have been verified by conducting performance testing of the products in accordance with the company's quality system. The reported data are averaged results of multiple measurements with typical variation. LEDiL Oy reserves the right to without prior notification make changes and improvements to its products.

LEDiL Oy assumes neither warranty, nor guarantee nor any other liability of any kind for the contents and correctness of the provided data. The provided data has been generated with highest diligence but the provided data may in reality not represent the complete possible variation range of all intrinsic parameters. Therefore, in certain cases a deviation from the provided data could occur.

LEDiL Oy reserves the right to undertake technical changes of its products without further notification which could lead to changes in the provided data. LEDiL Oy assumes no liability of any kind for the possible deviation from any provided data or any other damage resulting from the usage of the provided data.

The user agrees to this disclaimer and user agreement with the download or usage of the provided files.

LEDiL Oy

Joensuunkatu 7
FI-24100 SALO
Finland

LEDiL Inc.

228 West Page Street
Suite D
Sycamore IL 60178
USA

Ledil Optics Technology (Shenzhen) Co., Ltd.

405 , Block B
Casic Motor Building
Shenzhen 518057
P.R.CHINA

Local sales and technical support

[www.ledil.com/
where_to_buy](http://www.ledil.com/where_to_buy)

Shipping locations

Poznan, Poland
Hong Kong, China

Distribution Partners

[www.ledil.com/
where_to_buy](http://www.ledil.com/where_to_buy)