

CS17763_HB-IP-24-W-PC_
COMPONENTS

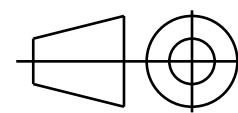
INDEX	PART	TYPE	MATERIAL	COLOR / COATING
1	C17754_HB-IP-24-W-PC		PC	clear
2	C17756_Strada-IP-24-Seal		Silicone	

MECHANICAL DRAWING

PRODUCT
STRADA_IP-24

Plastic moulding general tolerances according to DIN 16901-130 and applies if not otherwise shown in the drawing. Silicone moulding general tolerances according to ISO 3302-1 Class M3 and applies if not otherwise shown in the drawing.

FIRST ANGLE PROJECTION:



SCALE 1:1

WEIGHT -



This drawing is the property of LEDiL Oy. It may not be copied or otherwise distributed without prior written permission from LEDiL Oy.

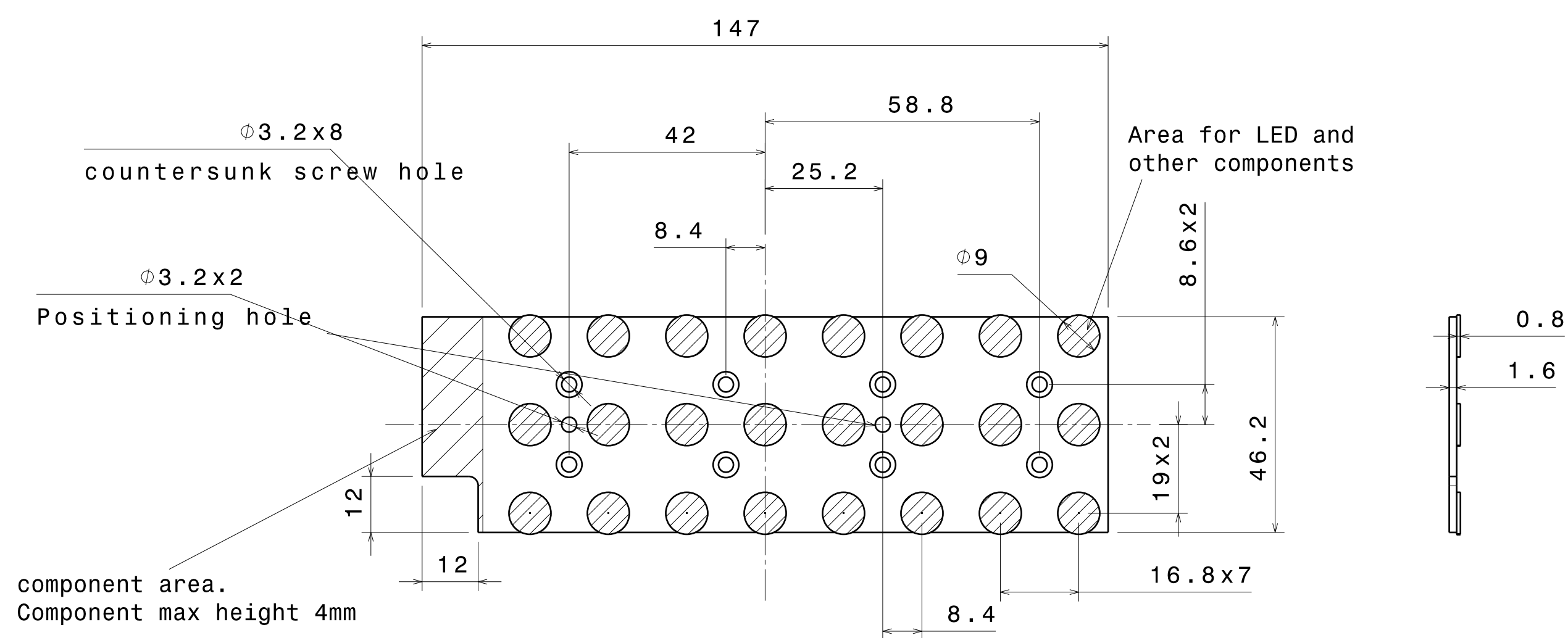
A3 SHEET 1/1

Notes

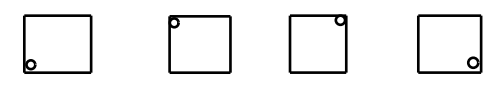
- PCB or heatsink level.
- LED location
- Ensure LED fitting from a product specific 3D model available from www.ledil.com
- For more details about installation please see LEDiL Installation Guide on www.ledil.com

H G F E D C B A

REV	DATE	DESCRIPTION	Done by	Checked by
001		1st Model	Mver	
002	28.10.2020	PCB length reduced	KH	



It is recommended to rotate LED from position to position.



PART	TYPE	MATERIAL	COLOR / COATING
PCB_HB_			

PRODUCTION DRAWING		LEDiL [®]
FAMILY STRADA_IP-24		
Plastic moulding general tolerances according to DIN 16901-130 and applies if not otherwise shown in the drawing. Silicone moulding general tolerances according to ISO 3302-1:2014(E)-M2 and applies if not otherwise shown in the drawing.	FIRST ANGLE PROJECTION: 	This drawing is the property of LEDiL Oy. It may not be copied or otherwise distributed without prior written permission from LEDiL Oy.
SCALE 1:1	WEIGHT -	A3 SHEET 1/1

H G B A