

LARISA

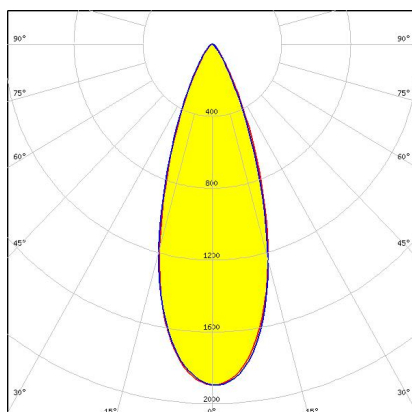
10 x 10 mm square-shaped lenses with various mounting options for up to 3535 size LED packages

Small in size but high in efficiency. This versatile lens family is based on a convenient 10 x 10 mm footprint. Uniform size makes clustering easy and installation clips help mounting on to the PCB. LARISA family features a comprehensive range of beam angles from real spot to extra wide, including oval and RZ. It also has three different holder types with two types of clips and pins and has very good efficiency for its size of up to 90 %.



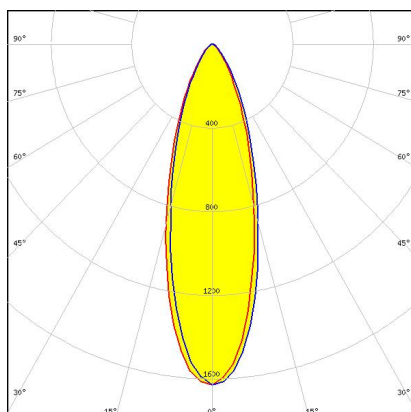
PRODUCTS:

CP12941_LARISA-M-CLIP16



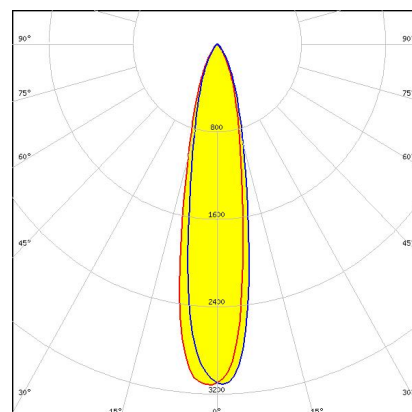
Dimensions: 9.9 mm x 9.9 mm
Height: 7.50 mm
~30° medium beam. Clip fastening
for 1.6 mm thick PCB.

CP13665_LARISA-RZ-CLIP8



Dimensions: 9.9 mm x 9.9 mm
Height: 7.50 mm
~25° diffused beam. Clip fastening
for 0.8 mm thick PCB

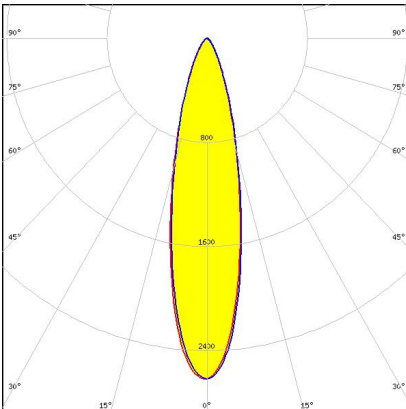
CP12939_LARISA-RS-CLIP16



Dimensions: 9.9 mm x 9.9 mm
Height: 7.50 mm
~19° real spot beam. Clip fastening
for 1.6 mm thick PCB

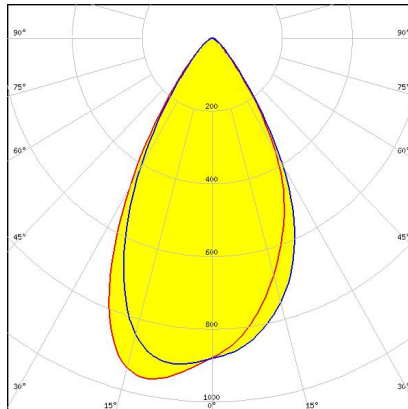
PRODUCTS:

CP15309_LARISA-RZ-PIN



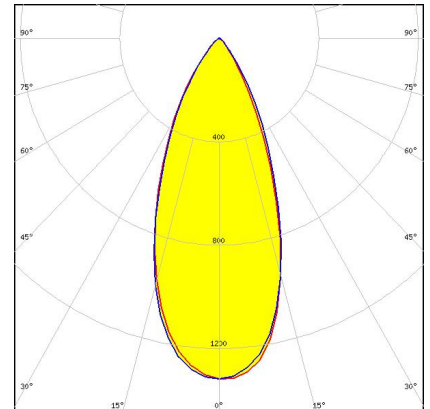
Dimensions: 9.9 mm x 9.9 mm
Height: 7.50 mm
 ~25° diffused beam and holder with location pins

CP12946_LARISA-WW-CLIP8



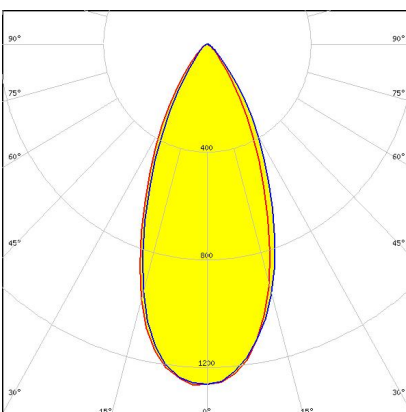
Dimensions: 10.0 mm x 10.0 mm
Height: 7.50 mm
 ~55° wide beam. Clip fastening for 0.8 mm thick PCB

CP15307_LARISA-W-PIN



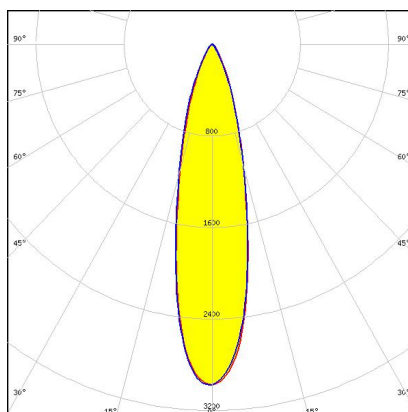
Dimensions: 9.9 mm x 9.9 mm
Height: 7.50 mm
 ~50° wide beam and holder with location pins

CP12944_LARISA-W-CLIP8



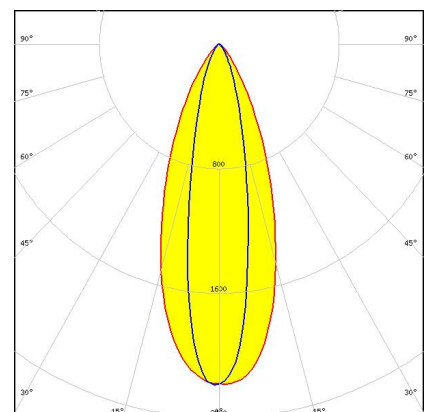
Dimensions: 9.9 mm x 9.9 mm
Height: 7.50 mm
 ~50° wide beam. Clip fastening for 0.8 mm thick PCB

CP15305_LARISA-M-PIN



Dimensions: 9.9 mm x 9.9 mm
Height: 7.50 mm
 ~30° medium beam and holder with location pins

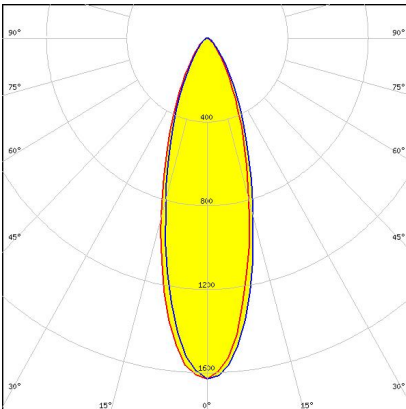
CP12942_LARISA-O-CLIP8



Dimensions: 9.9 mm x 9.9 mm
Height: 7.50 mm
 ~40° x 20° oval beam. Clip fastening for 0.8 mm thick PCB.

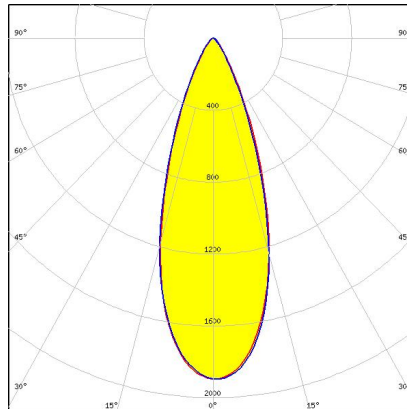
PRODUCTS:

CP13666_LARISA-RZ-CLIP16



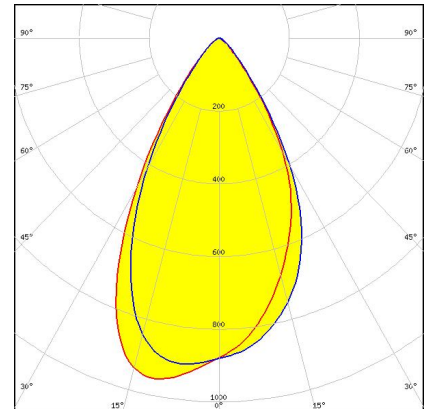
Dimensions: 9.9 mm x 9.9 mm
Height: 7.50 mm
 ~25° diffused beam. Clip fastening
 for 1.6 mm thick PCB

CP12940_LARISA-M-CLIP8



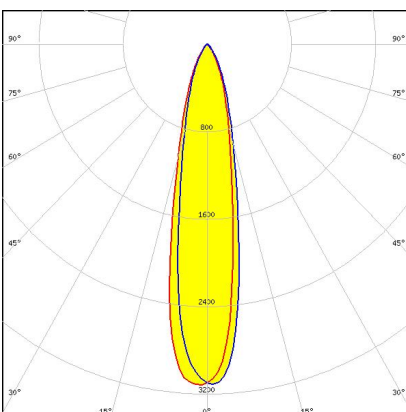
Dimensions: 9.9 mm x 9.9 mm
Height: 7.50 mm
 ~30° medium beam. Clip fastening
 for 0.8 mm thick PCB.

CP12947_LARISA-WW-CLIP16



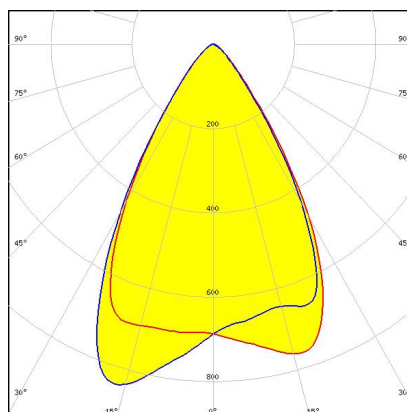
Dimensions: 10.0 mm x 10.0 mm
Height: 7.50 mm
 ~55° wide beam. Clip fastening for
 1.6 mm thick PCB

CP12938_LARISA-RS-CLIP8



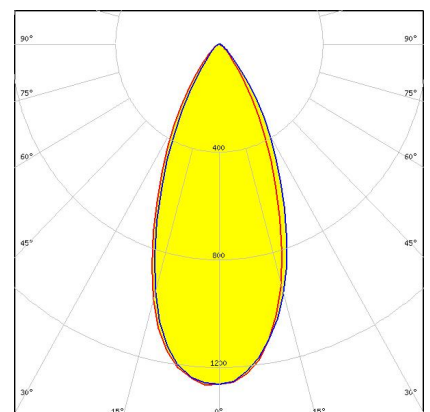
Dimensions: 9.9 mm x 9.9 mm
Height: 7.50 mm
 ~19° spot beam. Clip fastening for
 0.8 mm thick PCB.

CP15308_LARISA-WW-PIN



Dimensions: 9.9 mm x 9.9 mm
Height: 7.50 mm
 ~55° wide beam and holder with
 location pins

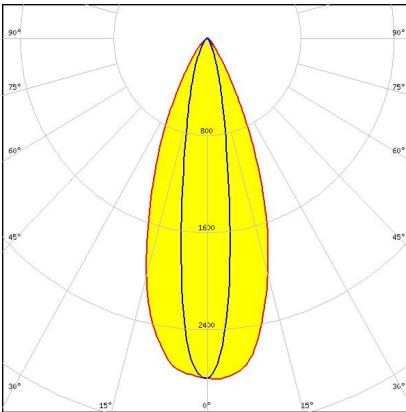
CP12945_LARISA-W-CLIP16



Dimensions: 9.9 mm x 9.9 mm
Height: 7.50 mm
 ~50° wide beam. Clip fastening for
 1.6 mm thick PCB

PRODUCTS:

CP15306_LARISA-O-PIN

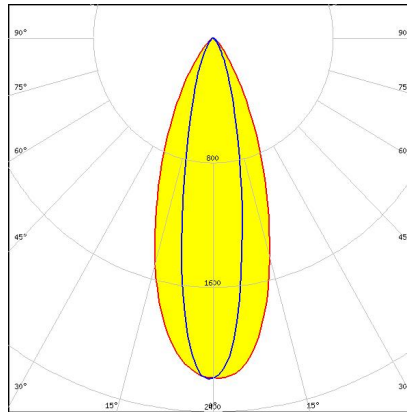


Dimensions: 9.9 mm x 9.9 mm

Height: 7.50 mm

~40° x 20° oval beam and holder
with location pins

CP12943_LARISA-O-CLIP16

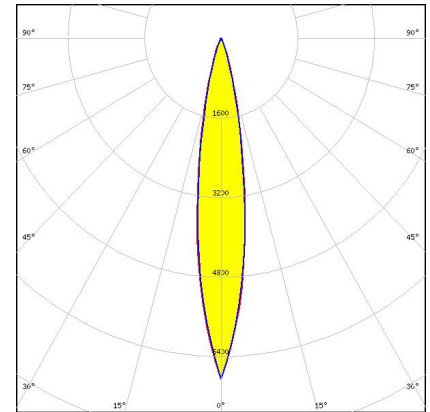


Dimensions: 9.9 mm x 9.9 mm

Height: 7.50 mm

~40° x 20° oval beam. Clip fastening
for 1.6 mm thick PCB.

CP15304_LARISA-RS-PIN



Dimensions: 9.9 mm x 9.9 mm

Height: 7.50 mm

~19° spot beam and holder with
location pins

GENERAL INFORMATION:

NOTE: The typical beam angle will be changed by different color, chip size and chip position tolerance. The typical total beam angle is the full angle measured where the luminous intensity is half of the peak value.

MATERIALS:

As part of our continuous research and improvement processes, and to ensure the best possible quality and availability of our products, LEDiL reserves the right to change material grades without notice.

PRODUCT DATA USER AGREEMENT AND DISCLAIMER:

The measured data in the provided downloadable LEDiL Product Datasheets and Mechanical 2D-Drawings is rounded and provided as reference for planning. LEDiL Oy's optical specifications have been verified by conducting performance testing of the products in accordance with the company's quality system. The reported data are averaged results of multiple measurements with typical variation. LEDiL Oy reserves the right to without prior notification make changes and improvements to its products.

LEDiL Oy assumes neither warranty, nor guarantee nor any other liability of any kind for the contents and correctness of the provided data. The provided data has been generated with highest diligence but the provided data may in reality not represent the complete possible variation range of all intrinsic parameters. Therefore, in certain cases a deviation from the provided data could occur.

LEDiL Oy reserves the right to undertake technical changes of its products without further notification which could lead to changes in the provided data. LEDiL Oy assumes no liability of any kind for the possible deviation from any provided data or any other damage resulting from the usage of the provided data.

The user agrees to this disclaimer and user agreement with the download or usage of the provided files.

LEDiL Oy

Joensuunkatu 13
FI-24240 SALO
Finland

LEDiL Inc.

228 West Page Street
Suite D
Sycamore IL 60178
USA

Local sales and technical support

[www.ledil.com/
where_to_buy](http://www.ledil.com/where_to_buy)

Shipping locations

Salo, Finland
Hong Kong, China

Distribution Partners

[www.ledil.com/
where_to_buy](http://www.ledil.com/where_to_buy)