

## LAURA-SS

~11° smooth spot beam optimized for CREE XP-E. Assembly with black holder and installation tape.

### SPECIFICATION:

Dimensions	21.6 x 21.6 mm
Height	13.1 mm
Fastening	tape
ROHS compliant	yes ⓘ

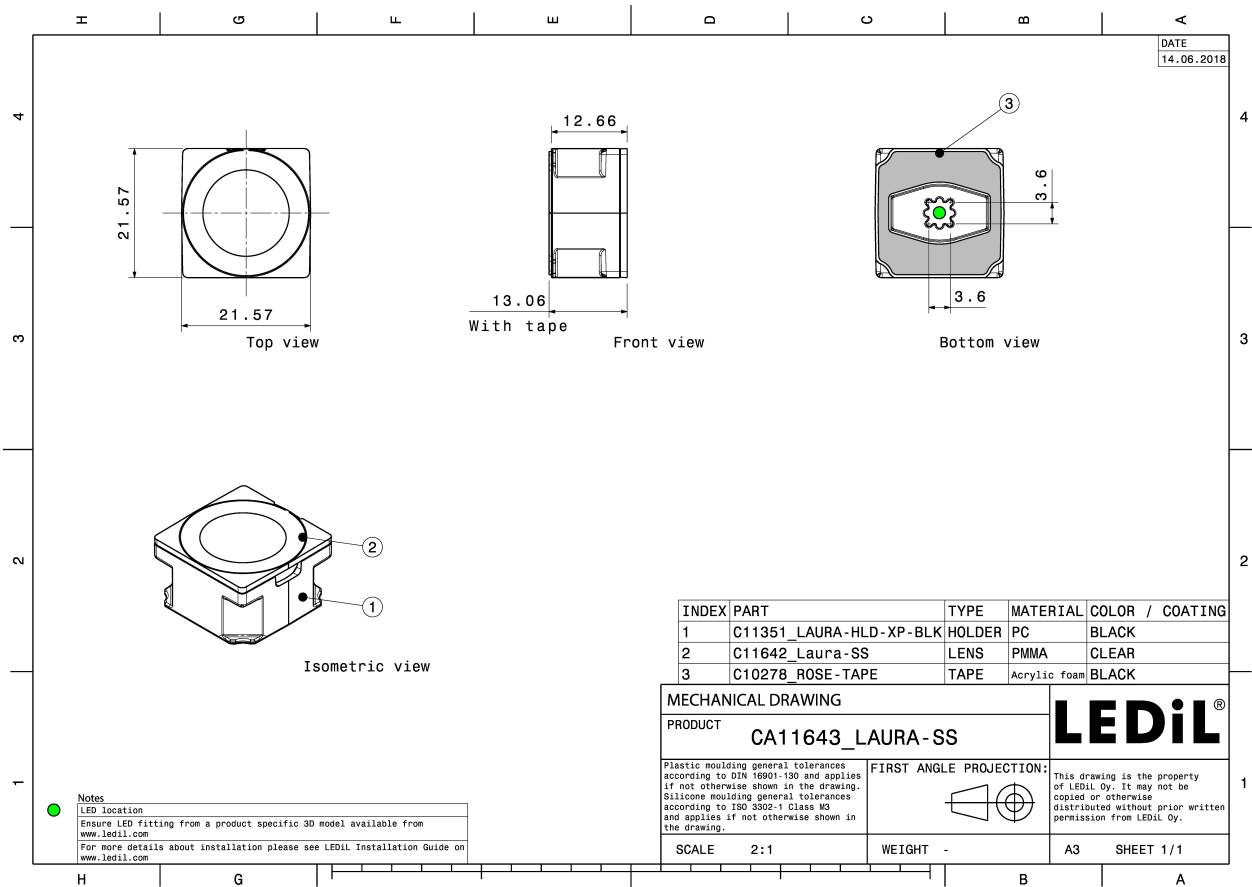


### MATERIALS:

Component	Type	Material	Colour	Finish	Length
LAURA-SS	Single lens	PMMA			21.6
LAURA-HLD-XP-BLK	Holder	PC	black		21.6
ROSE-TAPE	Tape	Acrylic foam	black		21.6

### ORDERING INFORMATION:

Component	Qty in box	MOQ	MPQ	Box weight (kg)
CA11643_LAURA-SS	1440		180	7.3
» Box size:				

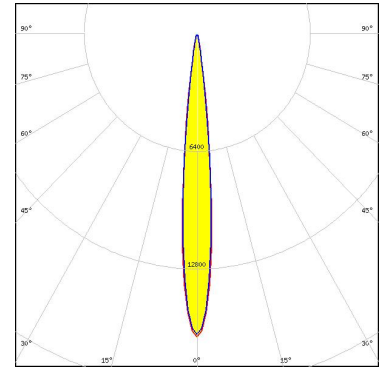


See also our general installation guide: [www.ledil.com/installation\\_guide](http://www.ledil.com/installation_guide)

### OPTICAL RESULTS (MEASURED):



LED XP-E  
FWHM / FWTM 11.0° / 18.0°  
Efficiency 93 %  
Peak intensity 16.5 cd/lm  
LEDs/each optic 1  
Light colour/type White  
Required components:



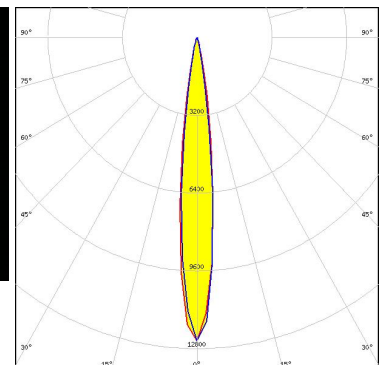
Light distribution files



LED XP-E-HEW  
FWHM / FWTM 12.0° / 24.0°  
Efficiency 92 %  
Peak intensity 11.7 cd/lm  
LEDs/each optic 1  
Light colour/type White  
Required components:



LED XP-G  
FWHM / FWTM 12.0° / 24.0°  
Efficiency 93 %  
Peak intensity 12.5 cd/lm  
LEDs/each optic 1  
Light colour/type White  
Required components:

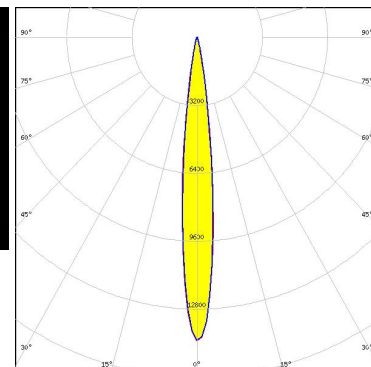


Light distribution files

### OPTICAL RESULTS (MEASURED):




LED XP-G2  
 FWHM / FWTM 12.0° / 22.0°  
 Efficiency 92 %  
 Peak intensity 14.3 cd/lm  
 LEDs/each optic 1  
 Light colour/type White  
 Required components:



Light distribution files

## OPTICAL RESULTS (SIMULATED):

 SEOUL SEMICONDUCTOR	
LED	Z5
FWHM / FWTM	10.0°
Efficiency	%
LEDs/each optic	1
Light colour/type	White
Required components:	

### GENERAL INFORMATION:

NOTE: The typical beam angle will be changed by different color, chip size and chip position tolerance. The typical total beam angle is the full angle measured where the luminous intensity is half of the peak value.

### MATERIALS:

As part of our continuous research and improvement processes, and to ensure the best possible quality and availability of our products, LEDiL reserves the right to change material grades without notice.

### PRODUCT DATA USER AGREEMENT AND DISCLAIMER:

The measured data in the provided downloadable LEDiL Product Datasheets and Mechanical 2D-Drawings is rounded and provided as reference for planning. LEDiL Oy's optical specifications have been verified by conducting performance testing of the products in accordance with the company's quality system. The reported data are averaged results of multiple measurements with typical variation. LEDiL Oy reserves the right to without prior notification make changes and improvements to its products.

LEDiL Oy assumes neither warranty, nor guarantee nor any other liability of any kind for the contents and correctness of the provided data. The provided data has been generated with highest diligence but the provided data may in reality not represent the complete possible variation range of all intrinsic parameters. Therefore, in certain cases a deviation from the provided data could occur.

LEDiL Oy reserves the right to undertake technical changes of its products without further notification which could lead to changes in the provided data. LEDiL Oy assumes no liability of any kind for the possible deviation from any provided data or any other damage resulting from the usage of the provided data.

The user agrees to this disclaimer and user agreement with the download or usage of the provided files.

#### LEDiL Oy

Joensuunkatu 13  
FI-24240 SALO  
Finland

#### LEDiL Inc.

228 West Page Street  
Suite D  
Sycamore IL 60178  
USA

#### Ledil Optics Technology (Shenzhen) Co., Ltd.

# 405 , Block B  
Casic Motor Building  
Shenzhen 518057  
P.R.CHINA

#### Local sales and technical support

[www.ledil.com/  
where\\_to\\_buy](http://www.ledil.com/where_to_buy)

#### Shipping locations

Poznan, Poland  
Hong Kong, China

#### Distribution Partners

[www.ledil.com/  
where\\_to\\_buy](http://www.ledil.com/where_to_buy)