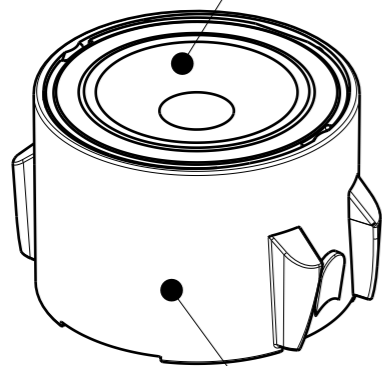
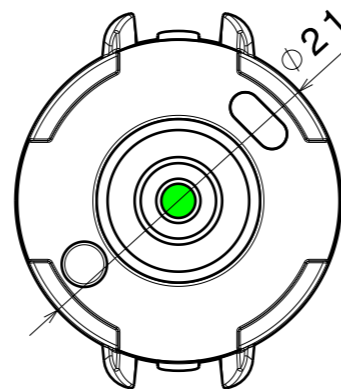


C18087_LEILA-Y-0

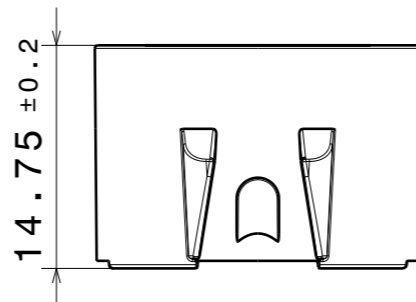
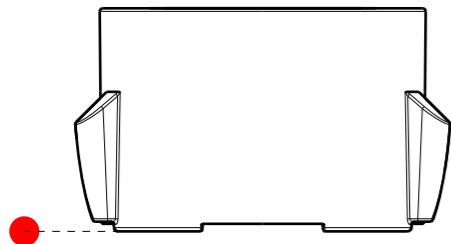
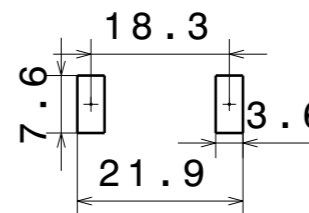


C19437_LEILA-Y-SC2-HLD



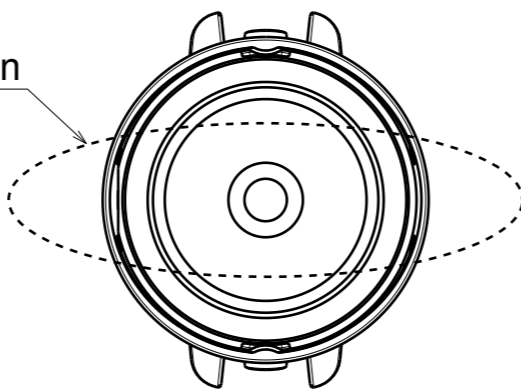
$\varnothing 21.55 \pm 0.25$

Recommended PAD design



14.75 ± 0.2

Oval beam direction



CP19443_LEILA-Y-SC2-0

COMPONENTS

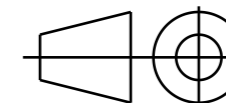
PART	TYPE	COUNT	MATERIAL	COLOR / COATING
C18087_LEILA-Y-0	LENS	1	PMMA	CLEAR
C19437_LEILA-Y-SC2-HLD	HOLDER	1	PC	BLACK

MECHANICAL DRAWING

PRODUCT
LEILA-Y-SC2-0

Plastic moulding general tolerances according to DIN 16901-130 and applies if not otherwise shown in the drawing. Silicone moulding general tolerances according to ISO 3302-1 Class M3 and applies if not otherwise shown in the drawing.

FIRST ANGLE PROJECTION:



LEDiL

This drawing is the property of LEDiL Oy. It may not be copied or otherwise distributed without prior written permission from LEDiL Oy.

SCALE 2:1

WEIGHT -

A3 SHEET 1/1

Notes

	PCB or heatsink level.
	LED location
	Ensure LED fitting from a product specific 3D model available from www.ledil.com
	For more details about installation please see LEDiL Installation Guide on www.ledil.com