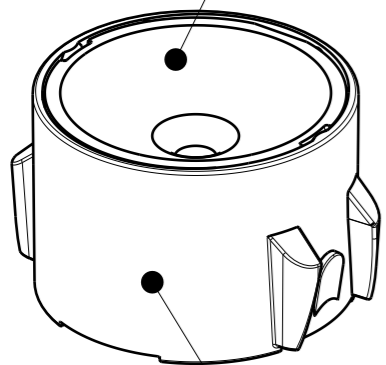
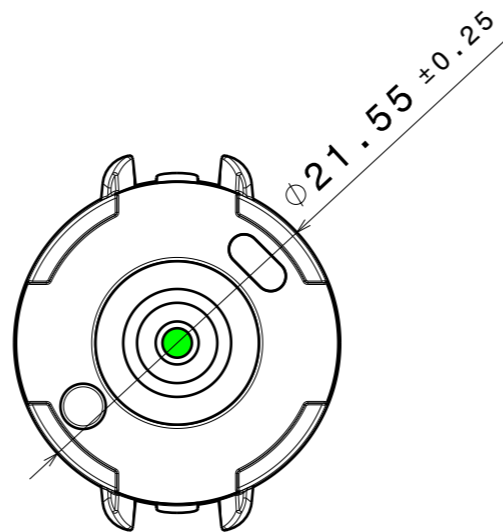


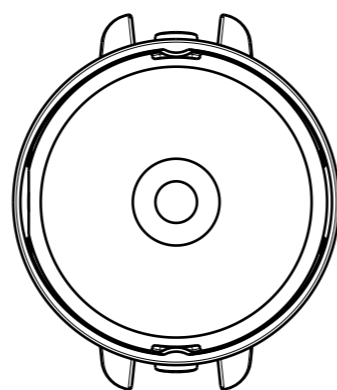
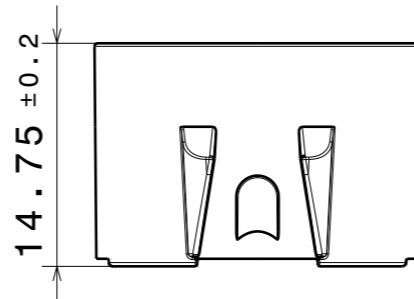
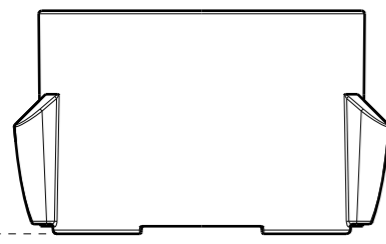
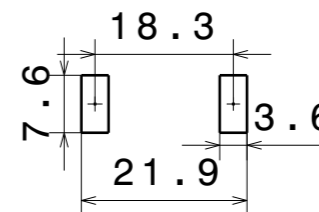
C18082\_LEILA-Y-RS



C19452\_LEILA-Y-SC2-HLD-WHT



Recommended PAD design



CP19453\_LEILA-Y-SC2-RS-WHT

**COMPONENTS**

PART	TYPE	COUNT	MATERIAL	COLOR / COATING
C18082_LEILA-Y-RS	LENS	1	PMMA	CLEAR
C19452_LEILA-Y-SC2-HLD-WHT	HOLDER	1	PC	WHITE

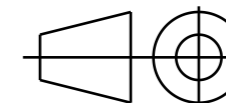
**MECHANICAL DRAWING**

PRODUCT  
**LEILA-Y-SC2-RS-WHT**

**LEDiL**

Plastic moulding general tolerances according to DIN 16901-130 and applies if not otherwise shown in the drawing. Silicone moulding general tolerances according to ISO 3302-1 Class M3 and applies if not otherwise shown in the drawing.

FIRST ANGLE PROJECTION:



This drawing is the property of LEDiL Oy. It may not be copied or otherwise distributed without prior written permission from LEDiL Oy.

SCALE 2:1

WEIGHT -

A3 SHEET 1/1

**Notes**

	PCB or heatsink level.
	LED location
	Ensure LED fitting from a product specific 3D model available from <a href="http://www.ledil.com">www.ledil.com</a>
	For more details about installation please see LEDiL Installation Guide on <a href="http://www.ledil.com">www.ledil.com</a>