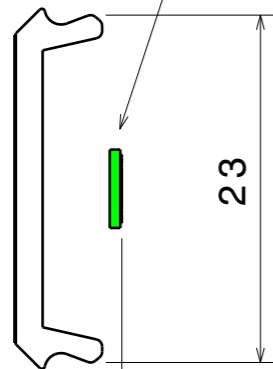


LED position




23

5.1

From PCB surface level

1140

23.82



PART	TYPE	MATERIAL	COLOR / COATING
F16636_LINDA-W60	LENS	PMMA DF	MILKY

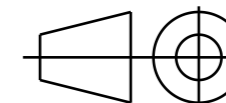
MECHANICAL DRAWING

PRODUCT
LINDA

LEDiL®

Plastic moulding general tolerances according to DIN 16901-130 and applies if not otherwise shown in the drawing. Silicone moulding general tolerances according to ISO 3302-1 Class M3 and applies if not otherwise shown in the drawing.

FIRST ANGLE PROJECTION:



This drawing is the property of LEDiL Oy. It may not be copied or otherwise distributed without prior written permission from LEDiL Oy.

SCALE 1:1

WEIGHT -

A3 SHEET 1/1

Notes

●	PCB or heatsink level.
●	LED location
	Ensure LED fitting from a product specific 3D model available from www.ledil.com
	For more details about installation please see LEDiL Installation Guide on www.ledil.com