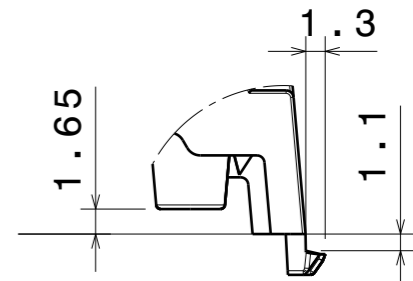
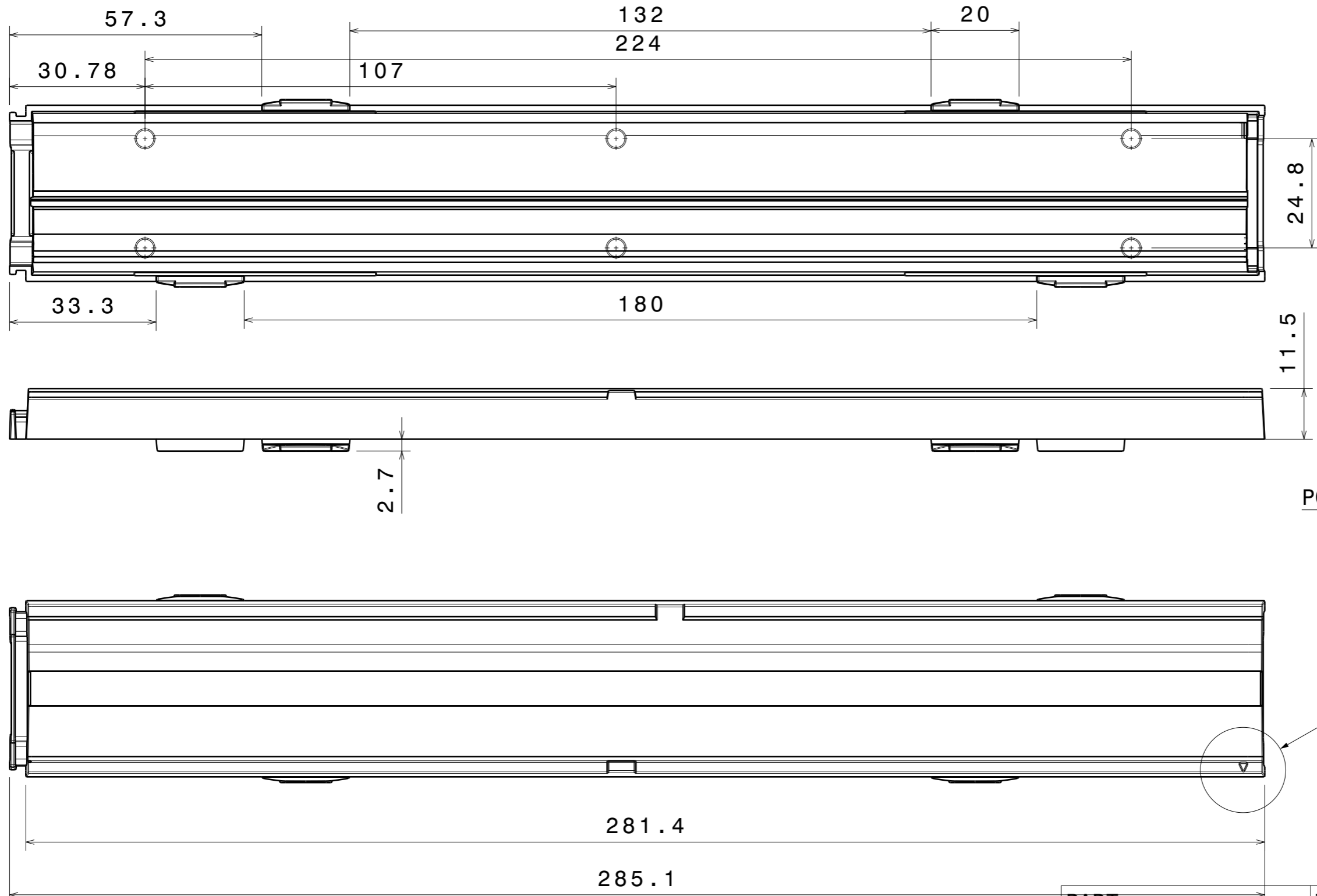
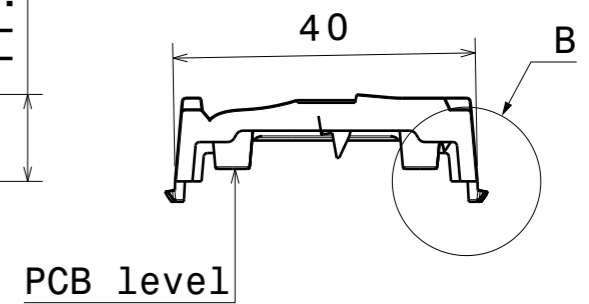


DATE  
12.02.2020



Detail B  
Scale: 2:1



Detail A Direction of light  
Scale: 2:1

PART	TYPE	MATERIAL	COLOR / COATING
F15861_LINNEA-ZT25		PC	clear

<b>MECHANICAL DRAWING</b>		<b>LEDiL®</b>
PRODUCT <b>LINNEA</b>		
Plastic moulding general tolerances according to DIN 16901-130 and applies if not otherwise shown in the drawing. Silicone moulding general tolerances according to ISO 3302-1 Class M3 and applies if not otherwise shown in the drawing.	FIRST ANGLE PROJECTION: 	This drawing is the property of LEDiL Oy. It may not be copied or otherwise distributed without prior written permission from LEDiL Oy.
SCALE 1:1	WEIGHT -	A3 SHEET 1/2

**Notes**

- PCB or heatsink level.
- LED location
- Ensure LED fitting from a product specific 3D model available from [www.ledil.com](http://www.ledil.com)
- For more details about installation please see LEDiL Installation Guide on [www.ledil.com](http://www.ledil.com)

4

4

3

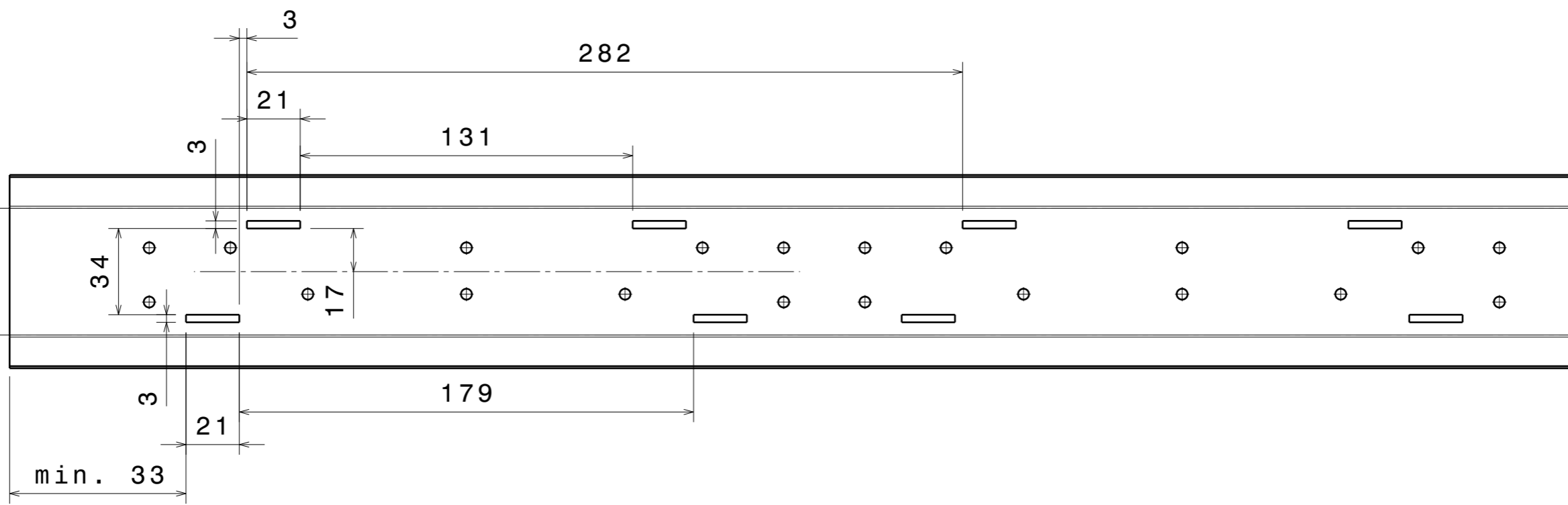
3

2

2

1

1



PART	TYPE	MATERIAL	COLOR / COATING
Linnea sheetmetal demo_			

<b>MECHANICAL DRAWING</b>	
PRODUCT	<b>LINNEA</b>
Plastic moulding general tolerances according to DIN 16901-130 and applies if not otherwise shown in the drawing. Silicone moulding general tolerances according to ISO 3302-1 Class M3 and applies if not otherwise shown in the drawing.	FIRST ANGLE PROJECTION: 
SCALE 1:1	WEIGHT -

**LEDiL**®

This drawing is the property of LEDiL Oy. It may not be copied or otherwise distributed without prior written permission from LEDiL Oy.

A3 SHEET 2/2

**Notes**

	PCB or heatsink level.
	LED location
	Ensure LED fitting from a product specific 3D model available from <a href="http://www.ledil.com">www.ledil.com</a>
	For more details about installation please see LEDiL Installation Guide on <a href="http://www.ledil.com">www.ledil.com</a>