

LINNEA_
COMPONENTS

INDEX	PART	TYPE	MATERIAL	COLOR / COATING
1	Reference PCB for LINNEA_		Steel	
2	F16844_LINNEA-Z2T25-B-PMMA		PMMA	

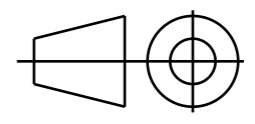
MECHANICAL DRAWING

PRODUCT
LINNEA



Plastic moulding general tolerances according to DIN 16901-130 and applies if not otherwise shown in the drawing.
Silicone moulding general tolerances according to ISO 3302-1 Class M3 and applies if not otherwise shown in the drawing.

FIRST ANGLE PROJECTION:



This drawing is the property of LEDiL Oy. It may not be copied or otherwise distributed without prior written permission from LEDiL Oy.

SCALE	1:1	WEIGHT	-	A3	SHEET 2/2
-------	-----	--------	---	----	-----------

Notes

- PCB or heatsink level.
- LED location
- Ensure LED fitting from a product specific 3D model available from www.ledil.com
- For more details about installation please see LEDiL Installation Guide on www.ledil.com

H G F E D C B A

4

3

2

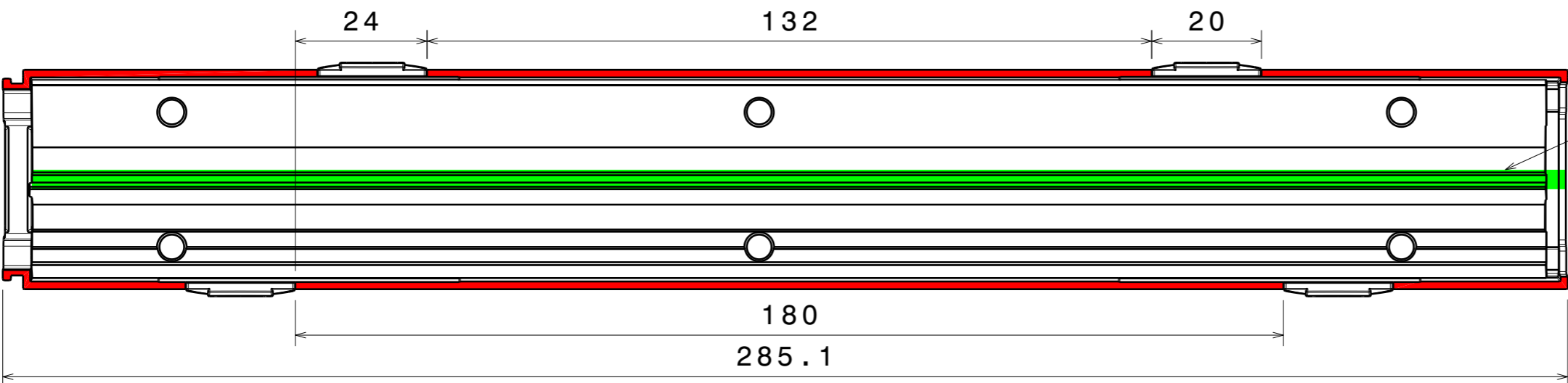
1

4

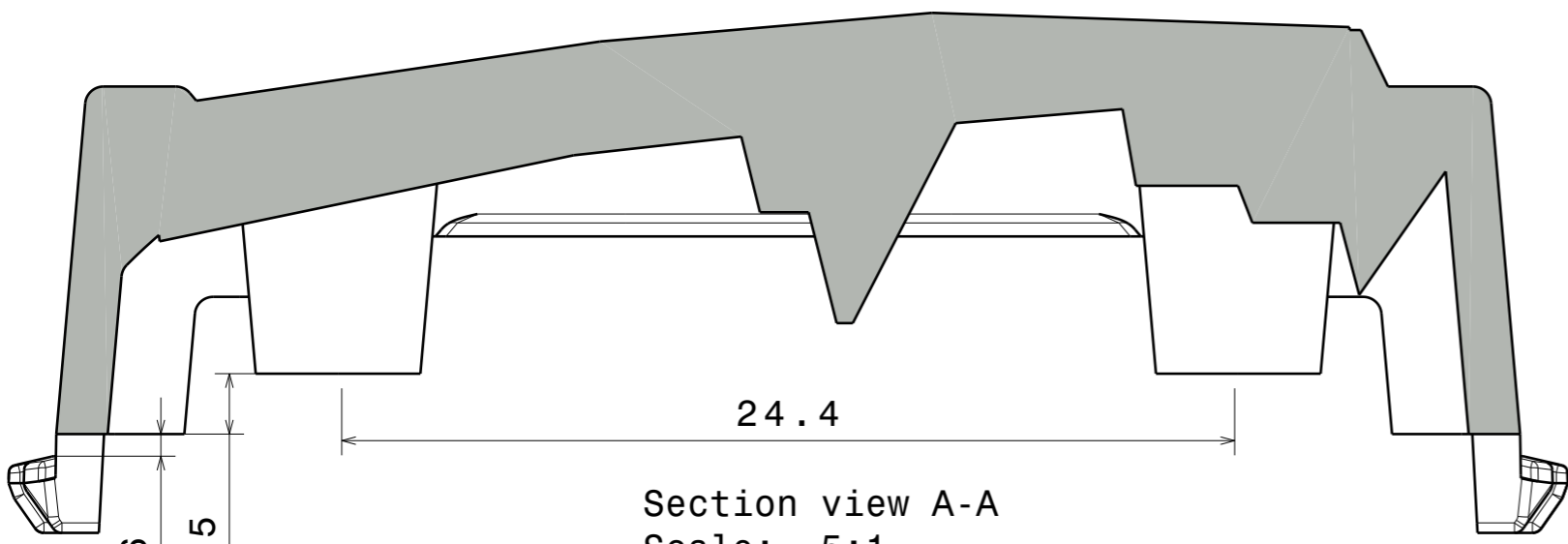
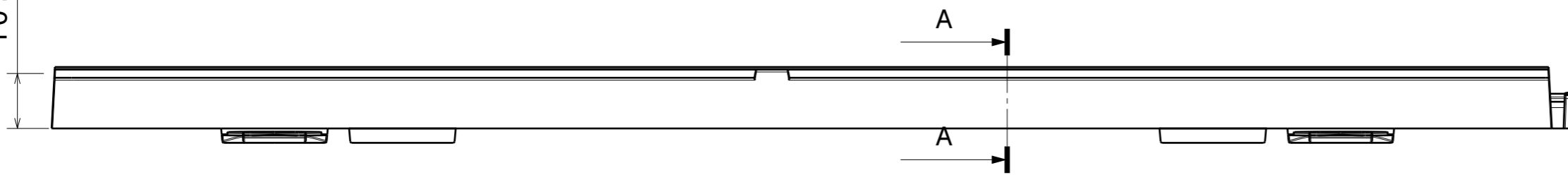
3

2

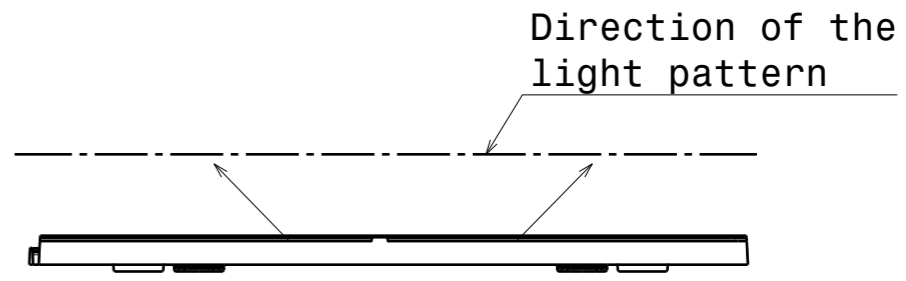
1



LEDs on the center line



Section view A-A
Scale: 5:1



Direction of the light pattern

LINNEA_
COMPONENTS

INDEX	PART	TYPE	MATERIAL	COLOR / COATING
1	Reference PCB for LINNEA_		Steel	
2	F16844_LINNEA-Z2T25-B-PMMA		PMMA	

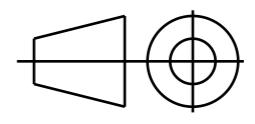
MECHANICAL DRAWING

PRODUCT
LINNEA

LEDiL®

Plastic moulding general tolerances according to DIN 16901-130 and applies if not otherwise shown in the drawing. Silicone moulding general tolerances according to ISO 3302-1 Class M3 and applies if not otherwise shown in the drawing.

FIRST ANGLE PROJECTION:



This drawing is the property of LEDiL Oy. It may not be copied or otherwise distributed without prior written permission from LEDiL Oy.

SCALE	1:1	WEIGHT	-	A3	SHEET 1/2
-------	-----	--------	---	----	-----------

Notes

- PCB or heatsink level.
- LED location
- Ensure LED fitting from a product specific 3D model available from www.ledil.com
- For more details about installation please see LEDiL Installation Guide on www.ledil.com

H G B A