

LINNEA

285 x 40 mm linear lenses with integrated clip fixing optimized for the most common Zhaga mid-power 20 and 24 mm wide PCBs

LINNEA is a low profile linear design family (285 x 40 x 9.7 mm) that allows lenses to be attached seamlessly together and fitted into many existing luminaire designs. It provides high quality indoor lighting with reduced glare. Fastening the optic with integrated clips and dedicated snap-on end part accessories makes the whole installation process quick and easy. The family consists of a variety of symmetrical and asymmetrical beams and is optimized for the most common Zhaga mid-power 20 and 24 mm wide PCBs.

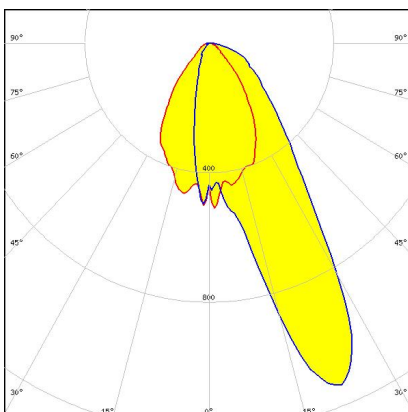
LINNEA

Free pitch design with wide PCB compatibility



PRODUCTS:

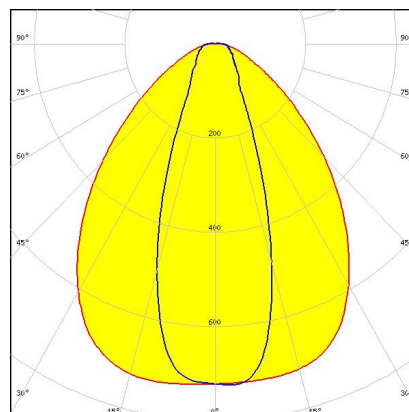
F16000_LINNEA-ZT25-B



Dimensions: 285.0 mm x 40.0 mm
Height: 11.50 mm

Asymmetric beam for wall-washing
optimized for 0.5 mm metal sheet or
profile. Variant made from PC.

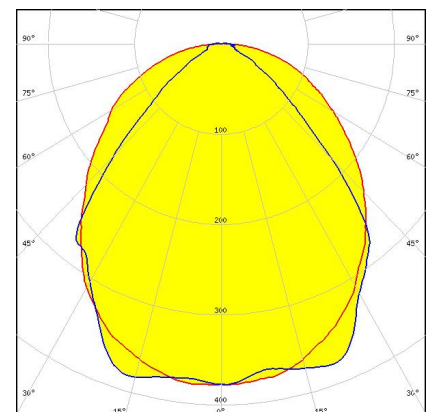
F15952_LINNEA-O-B



Dimensions: 285.0 mm x 40.0 mm
Height: 10.50 mm

~35° + 70° oval beam optimized for 0.5
mm metal sheet or profile. Variant made
from PC.

F15940_LINNEA-90-B

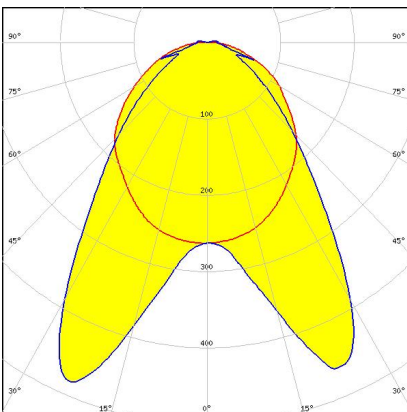


Dimensions: 285.0 mm x 40.0 mm
Height: 9.50 mm

~90° + 90° wide beam optimized for 0.5
mm metal sheet or profile. Variant made
from PC.

PRODUCTS:

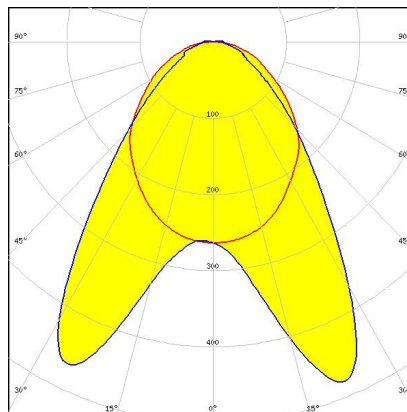
F16844_LINNEA-Z2T25-B-PMMA



Dimensions: 285.0 mm x 40.0 mm
Height: 10.30 mm

Double asymmetric beam for aisle and shelf lighting optimized for 0.5 mm metal sheet or profile. Variant made from PMMA..

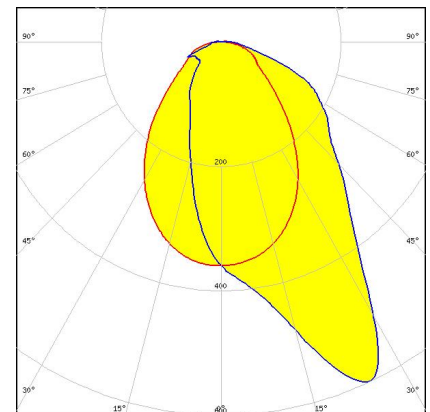
F15860_LINNEA-Z2T25



Dimensions: 285.0 mm x 40.0 mm
Height: 10.30 mm

Double asymmetric beam for aisle and shelf lighting optimized for 1.0 mm metal sheet or profile. Variant made from PC.

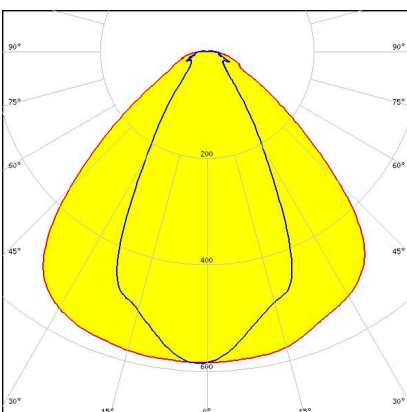
F16842_LINNEA-ZT25-PMMA



Dimensions: 285.0 mm x 40.0 mm
Height: 11.60 mm

Asymmetric beam for wall-washing and 1.0 mm metal sheet or profile. Variant made from PMMA.

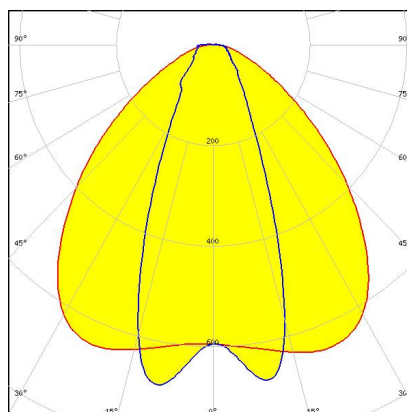
F15524_LINNEA-60



Dimensions: 285.0 mm x 40.0 mm
Height: 9.50 mm

~60° + 90° beam optimized for 1.0 mm metal sheet or profile. Variant made from PC.

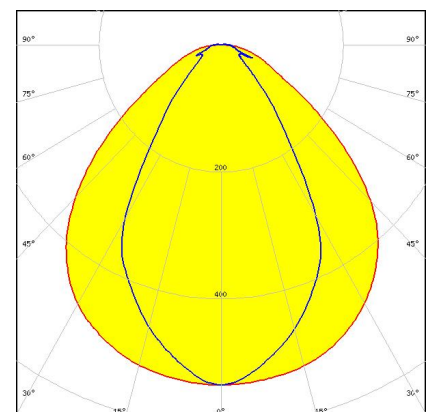
F16816_LINNEA-O-PMMA



Dimensions: 285.0 mm x 40.0 mm
Height: 10.50 mm

~35° + 70° oval beam optimized for 1.0 mm metal sheet or profile. Variant made from PMMA.

F16813_LINNEA-60-PMMA

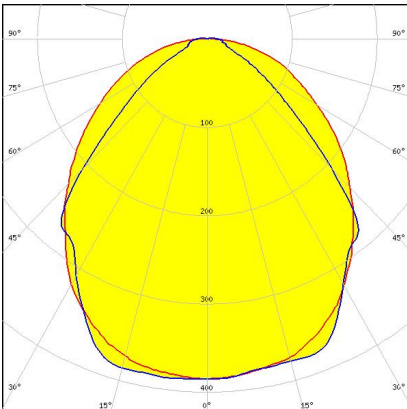


Dimensions: 285.0 mm x 40.0 mm
Height: 9.50 mm

~60° + 90° beam optimized for 1.0 mm metal sheet or profile. Variant made from PMMA.

PRODUCTS:

F16811_LINNEA-90-PMMA

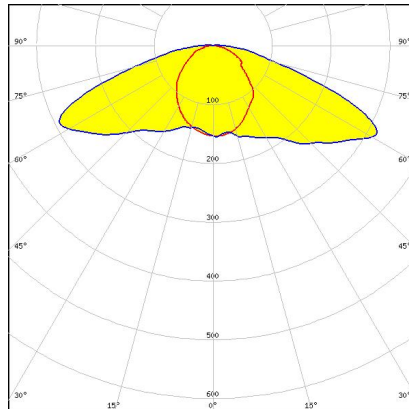


Dimensions: 285.0 mm x 40.0 mm

Height: 9.50 mm

~90° + 90° wide beam optimized for 1.0 mm metal sheet or profile. Variant made from PMMA.

F16048_LINNEA-UP

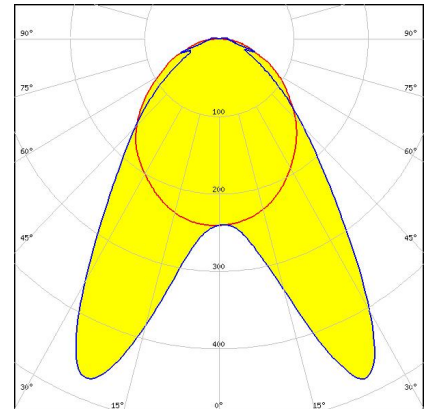


Dimensions: 285.0 mm x 40.0 mm

Height: 10.30 mm

Asymmetric beam for uplighting optimized for 1.0 mm metal sheet or profile. Variant made from PC.

F15999_LINNEA-Z2T25-B

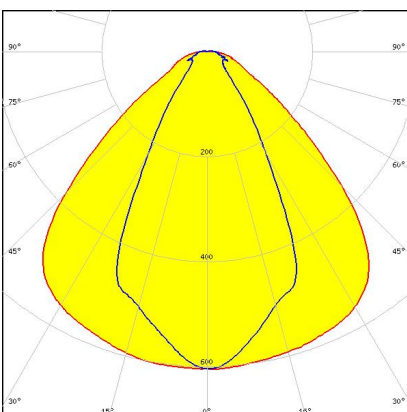


Dimensions: 285.0 mm x 40.0 mm

Height: 10.30 mm

Double asymmetric beam for aisle and shelf lighting optimized for 0.5 mm metal sheet or profile. Variant made from PC.

F15941_LINNEA-60-B

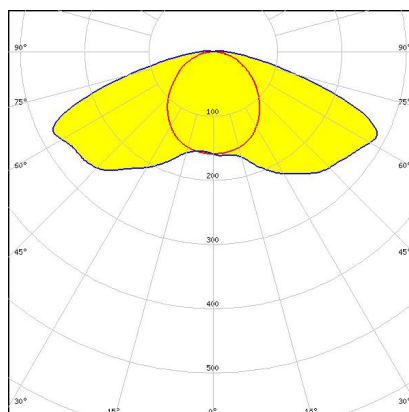


Dimensions: 285.0 mm x 40.0 mm

Height: 9.50 mm

~60° + 90° beam optimized for 0.5 mm metal sheet or profile. Variant made from PC.

F16845_LINNEA-UP-PMMA

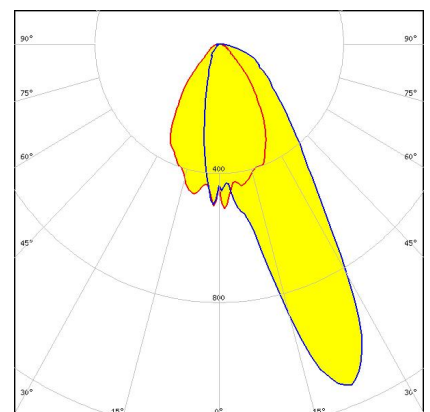


Dimensions: 285.0 mm x 40.0 mm

Height: 10.30 mm

Asymmetric beam for uplighting optimized for 1.0 mm metal sheet or profile. Variant made from PMMA.

F15861_LINNEA-ZT25



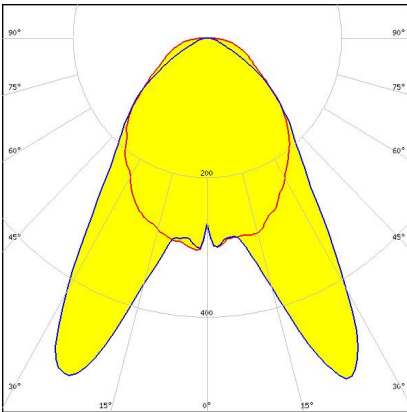
Dimensions: 285.0 mm x 40.0 mm

Height: 11.60 mm

Asymmetric beam for wall-washing and 1.0 mm metal sheet or profile. Variant made from PC.

PRODUCTS:

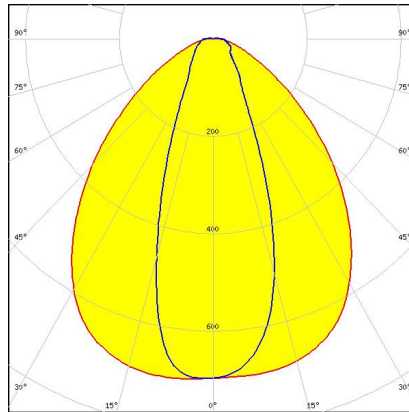
F16843_LINNEA-Z2T25-PMMA



Dimensions: 285.0 mm x 40.0 mm
Height: 10.30 mm

Double asymmetric beam for aisle and shelf lighting optimized for 1.0 mm metal sheet or profile. Variant made from PMMA..

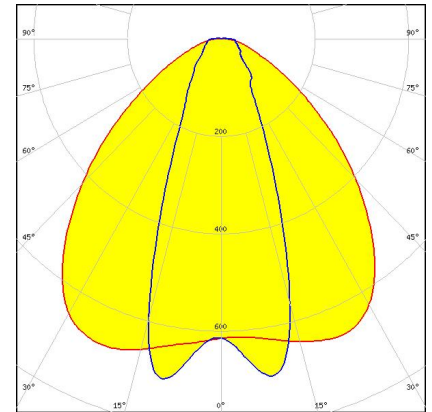
F15756_LINNEA-O



Dimensions: 285.0 mm x 40.0 mm
Height: 10.50 mm

~35° + 70° oval beam optimized for 1.0 mm metal sheet or profile. Variant made from PC.

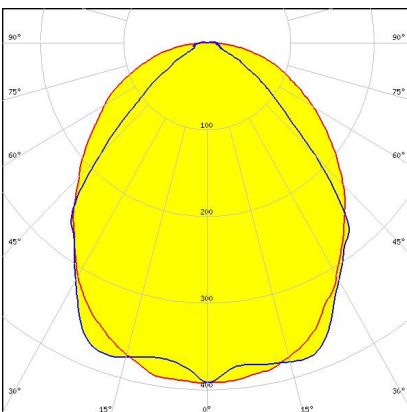
F16817_LINNEA-O-B-PMMA



Dimensions: 285.0 mm x 40.0 mm
Height: 10.50 mm

~35° + 70° oval beam optimized for 0.5 mm metal sheet or profile. Variant made from PMMA.

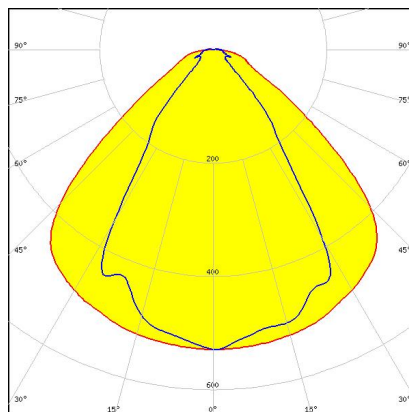
F15523_LINNEA-90



Dimensions: 285.0 mm x 40.0 mm
Height: 9.50 mm

~90° + 90° wide beam optimized for 1.0 mm metal sheet or profile. Variant made from PC.

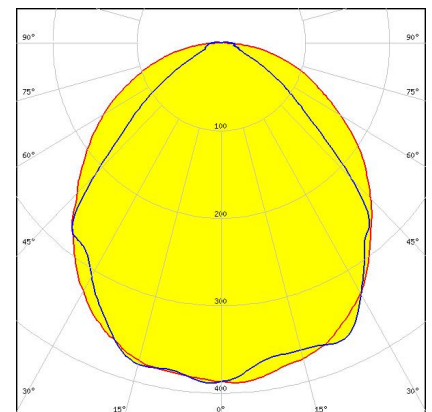
F16814_LINNEA-60-B-PMMA



Dimensions: 285.0 mm x 40.0 mm
Height: 9.50 mm

~60° + 90° beam optimized for 0.5 mm metal sheet or profile. Variant made from PMMA.

F16812_LINNEA-90-B-PMMA

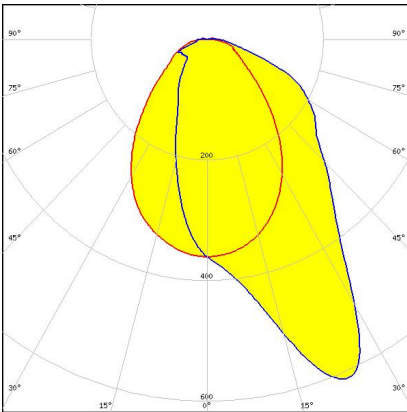


Dimensions: 285.0 mm x 40.0 mm
Height: 9.50 mm

~90° + 90° wide beam optimized for 0.5 mm metal sheet or profile. Variant made from PMMA.

PRODUCTS:

F16810_LINNEA-ZT25-B-PMMA



Dimensions: 285.0 mm x 40.0 mm

Height: 11.60 mm

Asymmetric beam for wall-washing
optimized for 0.5 mm metal sheet or
profile. Variant made from PMMA.

GENERAL INFORMATION:

NOTE: The typical beam angle will be changed by different color, chip size and chip position tolerance. The typical total beam angle is the full angle measured where the luminous intensity is half of the peak value.

MATERIALS:

As part of our continuous research and improvement processes, and to ensure the best possible quality and availability of our products, LEDiL reserves the right to change material grades without notice.

PRODUCT DATA USER AGREEMENT AND DISCLAIMER:

The measured data in the provided downloadable LEDiL Product Datasheets and Mechanical 2D-Drawings is rounded and provided as reference for planning. LEDiL Oy's optical specifications have been verified by conducting performance testing of the products in accordance with the company's quality system. The reported data are averaged results of multiple measurements with typical variation. LEDiL Oy reserves the right to without prior notification make changes and improvements to its products.

LEDiL Oy assumes neither warranty, nor guarantee nor any other liability of any kind for the contents and correctness of the provided data. The provided data has been generated with highest diligence but the provided data may in reality not represent the complete possible variation range of all intrinsic parameters. Therefore, in certain cases a deviation from the provided data could occur.

LEDiL Oy reserves the right to undertake technical changes of its products without further notification which could lead to changes in the provided data. LEDiL Oy assumes no liability of any kind for the possible deviation from any provided data or any other damage resulting from the usage of the provided data.

The user agrees to this disclaimer and user agreement with the download or usage of the provided files.

LEDiL Oy

Joensuunkatu 13
FI-24240 SALO
Finland

LEDiL Inc.

228 West Page Street
Suite D
Sycamore IL 60178
USA

Local sales and technical support

[www.ledil.com/
where_to_buy](http://www.ledil.com/where_to_buy)

Shipping locations

Salo, Finland
Hong Kong, China

Distribution Partners

[www.ledil.com/
where_to_buy](http://www.ledil.com/where_to_buy)