

### LISA2-W-PIN

~35° wide beam. 6.8 mm high variant with location pin installation.

#### SPECIFICATION:

Dimensions	Ø 9.9
Height	6.8 mm
Fastening	glue, pin
ROHS compliant	yes ⓘ

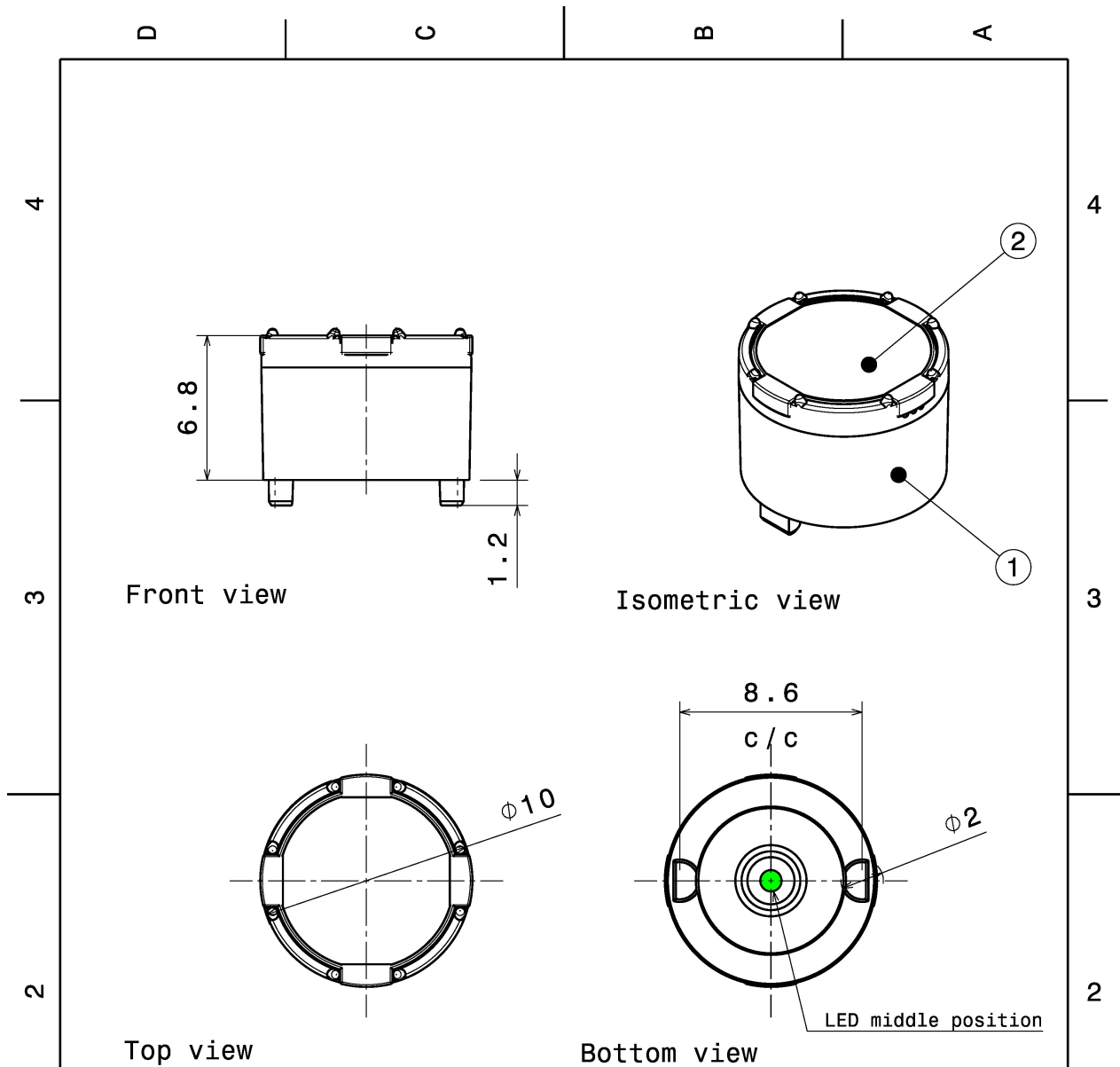


#### MATERIALS:

Component	Type	Material	Colour	Finish	Length (mm)
LISA2-W	Single lens	PMMA	clear		
LISA2-HLD-PIN	Holder	PC	black		

#### ORDERING INFORMATION:

Component		Qty in box	MOQ	MPQ	Box weight (kg)
FP10996_LISA2-W-PIN	Single lens	2000	300	100	1.4
» Box size:					



INDEX	PART NO	DESCRIPTION	MATERIAL	COLOUR
1	F10989	LISA2-HLD-PIN	PC	black
2	-	LISA2_lens	PMMA	

Tolerances if not otherwise shown  
According to DIN ISO 2768-1  
Linear measures:  
up to 30mm class M, otherwise class C  
According to DIN ISO 2768-2  
Form and position: class L

**LEDiL** Ledil Oy  
Salorankatu 10  
FIN 24240 SALO  
Finland

THIRD ANGLE PROJECTION:

DRAWING TITLE  
**Lisa2-PIN-XP assembly**

This drawing is the property of LEDiL Oy. It may not be reproduced, copied or communicated without a written agreement with LEDiL Oy.

SIZE	PART NUMBER
A4	-

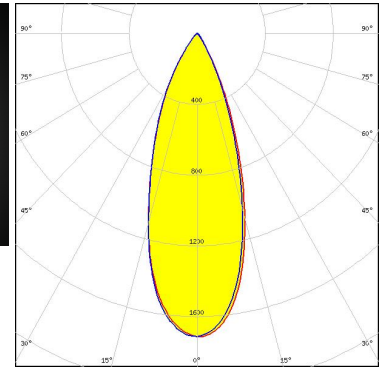

SCALE	4:1	WEIGHT	0,5 g	SHEET	1/1
-------	-----	--------	-------	-------	-----

See also our general installation guide: [www.ledil.com/installation\\_guide](http://www.ledil.com/installation_guide)

#### OPTICAL RESULTS (MEASURED):



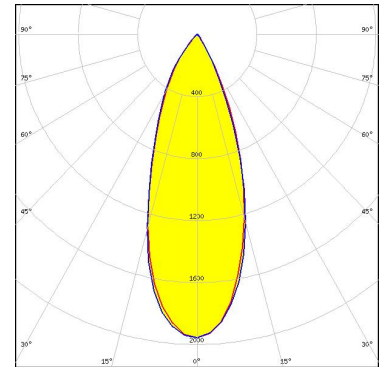
LED XD16  
 FWHM / FWTM 37.0° / 65.0°  
 Efficiency 77 %  
 Peak intensity 1.7 cd/lm  
 LEDs/each optic 1  
 Light colour/type White  
 Required components:



Light distribution files



LED XP-E  
 FWHM / FWTM 37.0°  
 Efficiency 90 %  
 Peak intensity 2 cd/lm  
 LEDs/each optic 1  
 Light colour/type White  
 Required components:



Light distribution files




LED XP-G  
 FWHM / FWTM 48.0° / 76.0°  
 Efficiency 92 %  
 LEDs/each optic 1  
 Light colour/type White  
 Required components:

Light distribution files

### OPTICAL RESULTS (MEASURED):




LED LUXEON A  
FWHM / FWTM 46.0°  
Efficiency 88 %  
Peak intensity 1.2 cd/lm  
LEDs/each optic 1  
Light colour/type White  
Required components:



Light distribution files



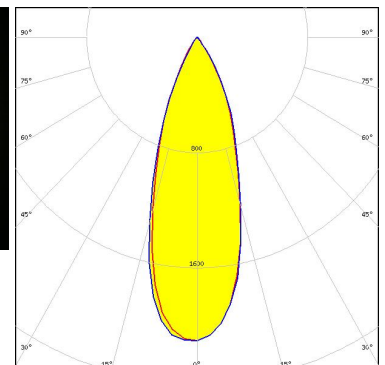

LED LUXEON Z  
FWHM / FWTM 27.0° / 60.0°  
Efficiency 87 %  
Peak intensity 2.9 cd/lm  
LEDs/each optic 1  
Light colour/type White  
Required components:



Light distribution files



LED LUXEON Z ES  
FWHM / FWTM 35.0° / 64.0°  
Efficiency 87 %  
Peak intensity 2.1 cd/lm  
LEDs/each optic 1  
Light colour/type White  
Required components:

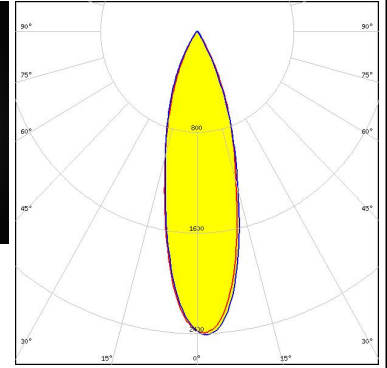



Light distribution files

### OPTICAL RESULTS (MEASURED):



LED NCSxE17A  
FWHM / FWTM 29.0° / 58.0°  
Efficiency 80 %  
Peak intensity 2.4 cd/lm  
LEDs/each optic 1  
Light colour/type White  
Required components:



Light distribution files



LED SFH 4170S  
FWHM / FWTM 26.0° / 60.0°  
Efficiency %  
LEDs/each optic 1  
Light colour/type IR  
Required components:

Light distribution files



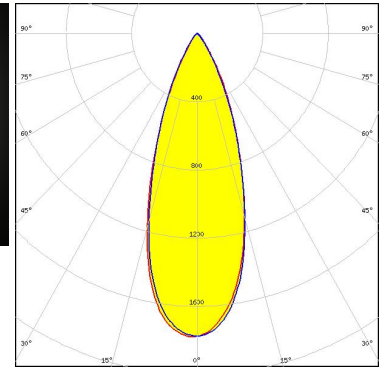

LED SFH 4180S  
FWHM / FWTM 25.0° / 60.0°  
Efficiency %  
LEDs/each optic 1  
Light colour/type IR  
Required components:

Light distribution files

### OPTICAL RESULTS (MEASURED):

#### SAMSUNG

LED LH181B  
FWHM / FWTM 36.0° / 64.0°  
Efficiency 80 %  
Peak intensity 1.8 cd/lm  
LEDs/each optic 1  
Light colour/type White  
Required components:




Light distribution files

#### SHARP

LED Double Dome (GM2BB)  
FWHM / FWTM 44.0°  
Efficiency 88 %  
LEDs/each optic 1  
Light colour/type White  
Required components:

Light distribution files

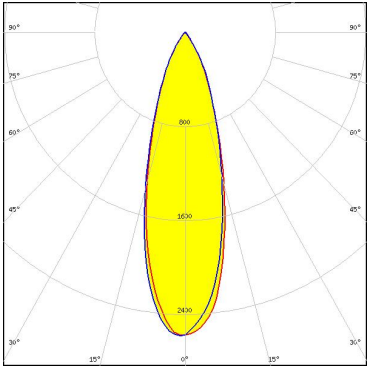
#### OPTICAL RESULTS (SIMULATED):



### OPTICAL RESULTS (SIMULATED):

**LUMILEDS**

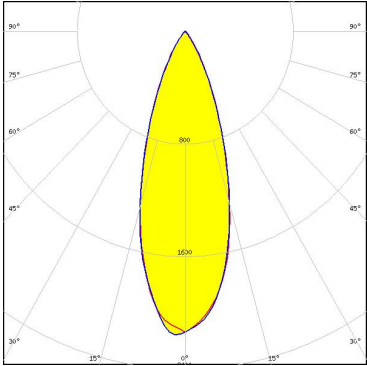
LED	LUXEON IR 2720
FWHM / FWTM	30.0° / 62.0°
Efficiency	93 %
LEDs/each optic	1
Light colour/type	IR
Required components:	



Light distribution files

**NICHIA**

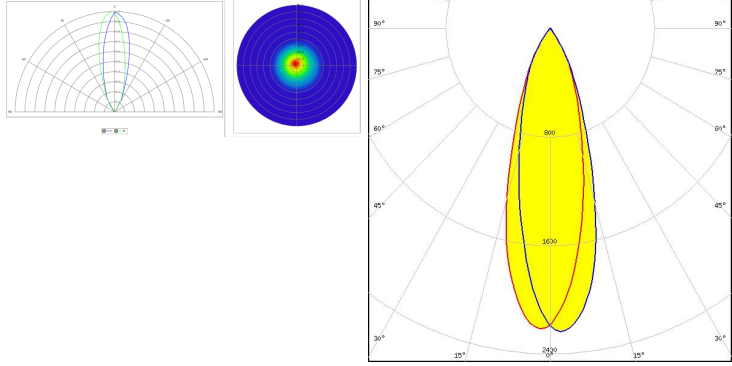
LED	NVSxE21A
FWHM / FWTM	34.0° / 63.0°
Efficiency	87 %
Peak intensity	2.2 cd/lm
LEDs/each optic	1
Light colour/type	White
Required components:	



Light distribution files

**OSRAM**  
Opto Semiconductors

LED	SFH 4170S
FWHM / FWTM	32.0° / 63.0°
Efficiency	79 %
LEDs/each optic	1
Light colour/type	IR
Required components:	



Light distribution files



### GENERAL INFORMATION:

NOTE: The typical beam angle will be changed by different color, chip size and chip position tolerance. The typical total beam angle is the full angle measured where the luminous intensity is half of the peak value.

### MATERIALS:

As part of our continuous research and improvement processes, and to ensure the best possible quality and availability of our products, LEDiL reserves the right to change material grades without notice.

### PRODUCT DATA USER AGREEMENT AND DISCLAIMER:

The measured data in the provided downloadable LEDiL Product Datasheets and Mechanical 2D-Drawings is rounded and provided as reference for planning. LEDiL Oy's optical specifications have been verified by conducting performance testing of the products in accordance with the company's quality system. The reported data are averaged results of multiple measurements with typical variation. LEDiL Oy reserves the right to without prior notification make changes and improvements to its products.

LEDiL Oy assumes neither warranty, nor guarantee nor any other liability of any kind for the contents and correctness of the provided data. The provided data has been generated with highest diligence but the provided data may in reality not represent the complete possible variation range of all intrinsic parameters. Therefore, in certain cases a deviation from the provided data could occur.

LEDiL Oy reserves the right to undertake technical changes of its products without further notification which could lead to changes in the provided data. LEDiL Oy assumes no liability of any kind for the possible deviation from any provided data or any other damage resulting from the usage of the provided data.

The user agrees to this disclaimer and user agreement with the download or usage of the provided files.

#### LEDiL Oy

Joensuunkatu 7  
FI-24240 SALO  
Finland

#### LEDiL Inc.

228 West Page Street  
Suite D  
Sycamore IL 60178  
USA

#### Ledil Optics Technology (Shenzhen) Co., Ltd.

# 405 , Block B  
Casic Motor Building  
Shenzhen 518057  
P.R.CHINA

#### Local sales and technical support

[www.ledil.com/  
where\\_to\\_buy](http://www.ledil.com/where_to_buy)

#### Shipping locations

Poznan, Poland  
Hong Kong, China

#### Distribution Partners

[www.ledil.com/  
where\\_to\\_buy](http://www.ledil.com/where_to_buy)