

MINNIE

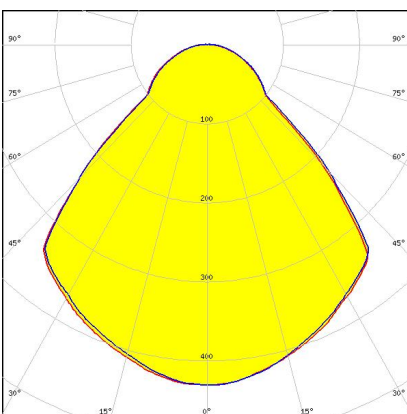
Ø35 mm reflectors for a wide-range of downlight applications and up to 7070 size LED packages

MINNIE is a precision-molded MR11 reflector series providing a reliable, low-cost choice for traditional drawn or spun metallic reflectors. Reflectors are available in 26°, 36° and 74° (M, W, WW and XW) beam patterns, are finished in an aluminum coating with a protective lacquer and provide greater than 90 % optical efficiency.



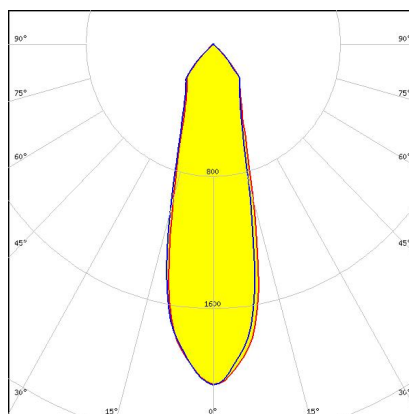
PRODUCTS:

C13526_MINNIE-XW



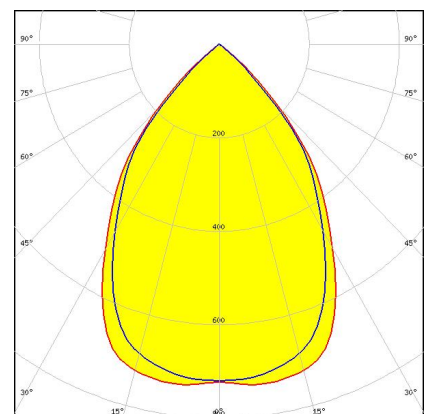
Dimensions: 32.4 mm x 32.4 mm
Height: 14.75 mm
~90° wide beam

C11862_MINNIE-W



Dimensions: 32.4 mm x 32.4 mm
Height: 14.75 mm
~35° wide beam

C12097_MINNIE-WWW



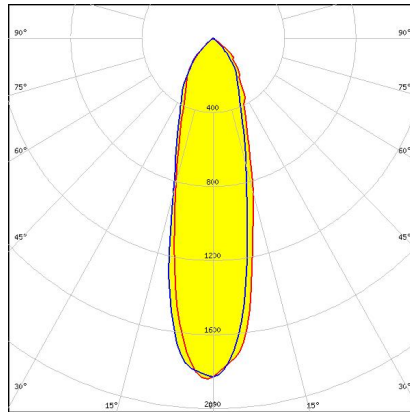
Dimensions: 32.4 mm x 32.4 mm
Height: 14.75 mm
~70° wide beam

PRODUCTS:

C15026_MINNIE-LT-WWW

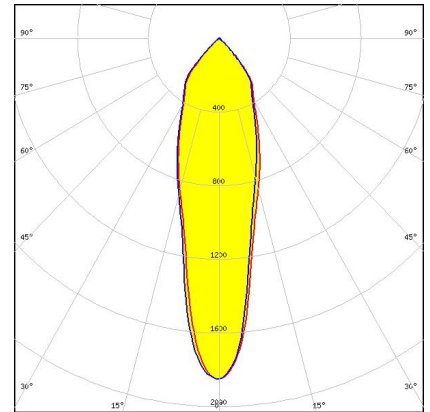
Dimensions: 35.0 mm x 35.0 mm
Height: 15.60 mm
~60° wide beam.

C12095_MINNIE-M



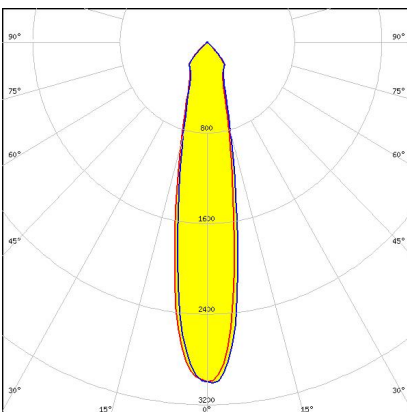
Dimensions: 32.4 mm x 32.4 mm
Height: 14.75 mm
~25° medium beam

CA14941_MINNIE-LT-M-PIN



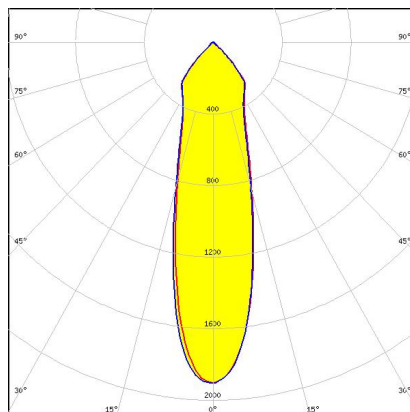
Dimensions: 35.0 mm x 35.0 mm
Height: 15.60 mm
~25° medium beam. Assembly with location pins and installation tape.

CA12881_MINNIE-M



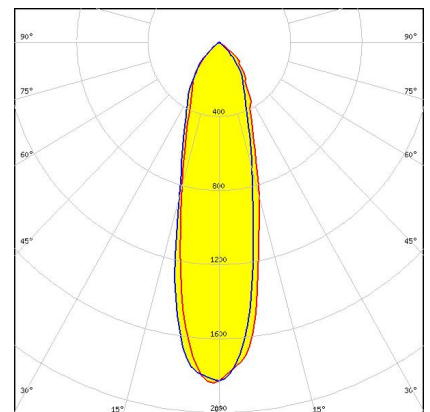
Dimensions: 35.0 mm x 35.0 mm
Height: 15.80 mm
~25° medium beam optimized for LUXEON M/MX. Assembly with holder and installation tape.

CA14433_MINNIE-LT-W



Dimensions: 35.0 mm x 35.0 mm
Height: 15.60 mm
~35° wide beam. Assembly with installation tape.

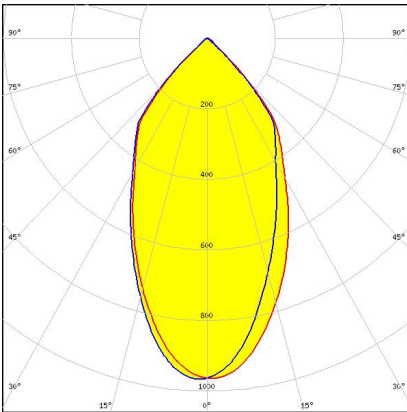
CA12239_MINNIE-M



Dimensions: 35.0 mm x 35.0 mm
Height: 15.80 mm
~25° medium beam optimized for CREE MT-G. Assembly with holder and installation tape.

PRODUCTS:

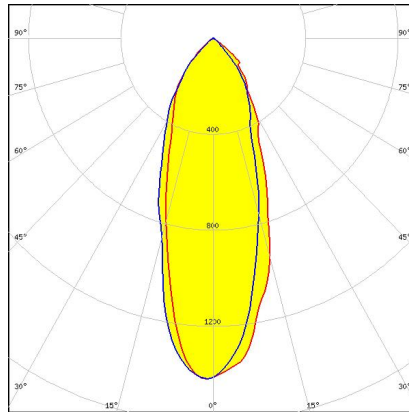
CA15027_MINNIE-LT-WWW



Dimensions: 35.0 mm x 35.0 mm
Height: 15.80 mm

~70° very wide beam. Assembly with installation tape.

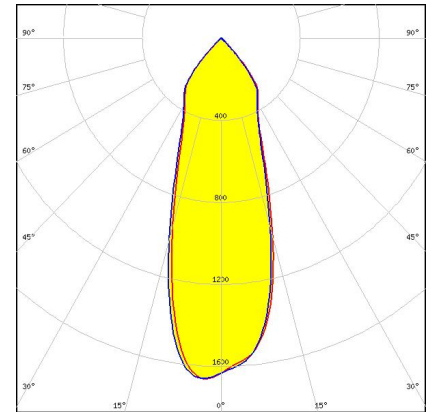
CA12096_MINNIE-W



Dimensions: 35.0 mm x 35.0 mm
Height: 15.80 mm

~35° wide beam optimized for CREE MT-G. Assembly with holder and installation tape.

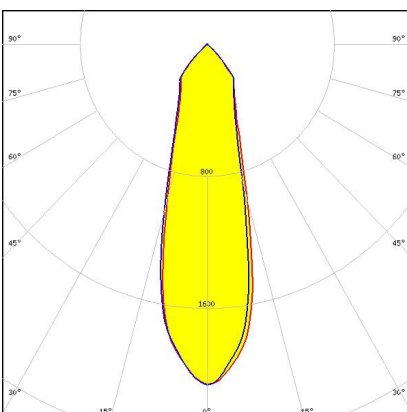
CA14942_MINNIE-LT-W-PIN



Dimensions: 35.0 mm x 35.0 mm
Height: 15.60 mm

~35° wide beam. Assembly with location pins and installation tape.

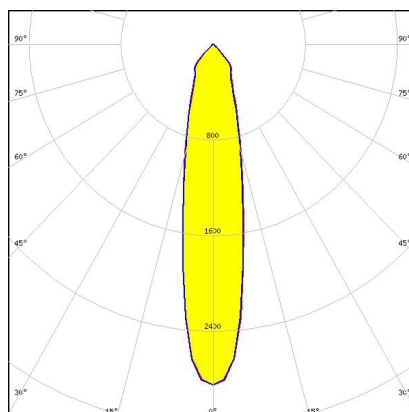
CA12882_MINNIE-W



Dimensions: 35.0 mm x 35.0 mm
Height: 15.80 mm

~35° wide beam optimized for LUXEON M/MX. Assembly with holder and installation tape.

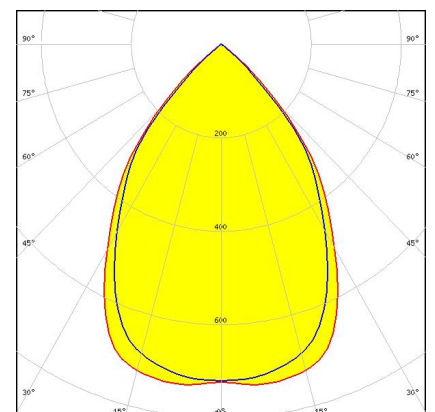
CA14434_MINNIE-LT-M



Dimensions: 35.0 mm x 35.0 mm
Height: 15.60 mm

~25° medium beam. Assembly with installation tape.

CA12240_MINNIE-WWW

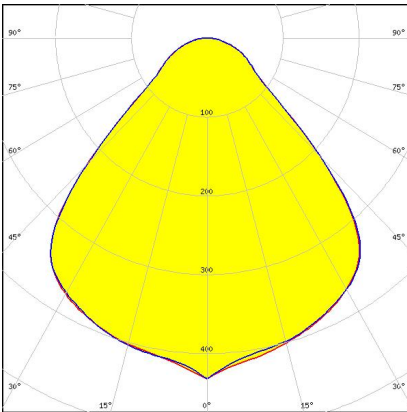


Dimensions: 35.0 mm x 35.0 mm
Height: 15.80 mm

~70° wide beam optimized for CREE MT-G. Assembly with holder and installation tape.

PRODUCTS:

CA13892_MINNIE-XW

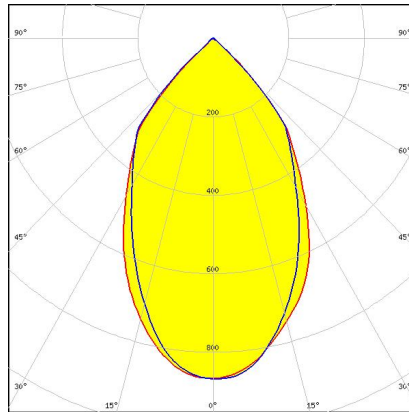


Dimensions: 35.0 mm x 35.0 mm

Height: 15.80 mm

~90° extra wide beam optimized for LUXEON M/MX. Assembly with holder and installation tape.

CA12883_MINNIE-WWW



Dimensions: 35.0 mm x 35.0 mm

Height: 15.80 mm

~70° very wide beam optimized for LUXEON M/MX. Assembly with holder and installation tape.

GENERAL INFORMATION:

NOTE: The typical beam angle will be changed by different color, chip size and chip position tolerance. The typical total beam angle is the full angle measured where the luminous intensity is half of the peak value.

MATERIALS:

As part of our continuous research and improvement processes, and to ensure the best possible quality and availability of our products, LEDiL reserves the right to change material grades without notice.

PRODUCT DATA USER AGREEMENT AND DISCLAIMER:

The measured data in the provided downloadable LEDiL Product Datasheets and Mechanical 2D-Drawings is rounded and provided as reference for planning. LEDiL Oy's optical specifications have been verified by conducting performance testing of the products in accordance with the company's quality system. The reported data are averaged results of multiple measurements with typical variation. LEDiL Oy reserves the right to without prior notification make changes and improvements to its products.

LEDiL Oy assumes neither warranty, nor guarantee nor any other liability of any kind for the contents and correctness of the provided data. The provided data has been generated with highest diligence but the provided data may in reality not represent the complete possible variation range of all intrinsic parameters. Therefore, in certain cases a deviation from the provided data could occur.

LEDiL Oy reserves the right to undertake technical changes of its products without further notification which could lead to changes in the provided data. LEDiL Oy assumes no liability of any kind for the possible deviation from any provided data or any other damage resulting from the usage of the provided data.

The user agrees to this disclaimer and user agreement with the download or usage of the provided files.

LEDiL Oy

Joensuunkatu 13
FI-24240 SALO
Finland

LEDiL Inc.

228 West Page Street
Suite D
Sycamore IL 60178
USA

Local sales and technical support

[www.ledil.com/
where_to_buy](http://www.ledil.com/where_to_buy)

Shipping locations

Salo, Finland
Hong Kong, China

Distribution Partners

[www.ledil.com/
where_to_buy](http://www.ledil.com/where_to_buy)