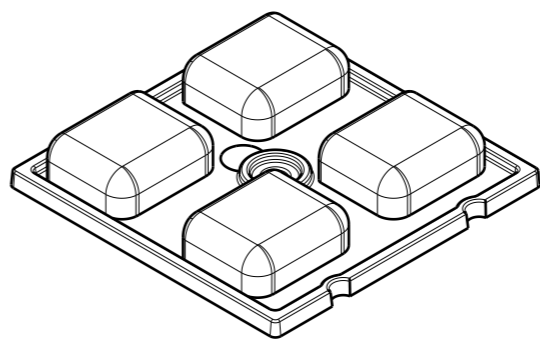
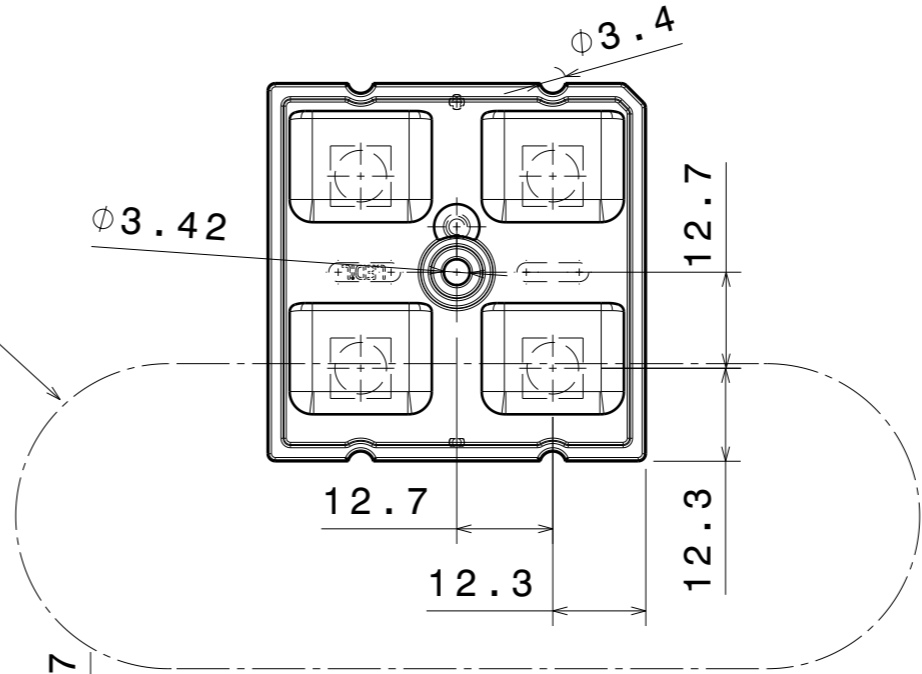


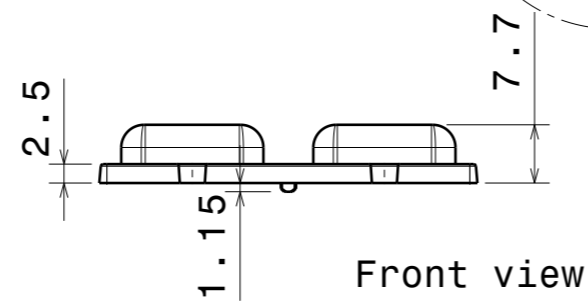
Bottom view



Isometric view



Top view



Front view

Beam Direction

PART	TYPE	MATERIAL	COLOR / COATING
C13300_STRADA-2X2-T2		PMMA	

<b>MECHANICAL DRAWING</b>		<b>LEDiL</b> <sup>®</sup>
PRODUCT <b>STRADA</b>		
Plastic moulding general tolerances according to DIN 16901-130 and applies if not otherwise shown in the drawing. Silicone moulding general tolerances according to ISO 3302-1 Class M3 and applies if not otherwise shown in the drawing.	FIRST ANGLE PROJECTION: 	This drawing is the property of LEDiL Oy. It may not be copied or otherwise distributed without prior written permission from LEDiL Oy.
SCALE 1:1	WEIGHT 9,4 g	
		A3 SHEET 1/1