

STRADA

The most versatile modular product family especially designed for street lighting, but also suitable for wide range of other applications

STRADA is LEDiL's most comprehensive product family with a wide variety of different beams suitable for both outdoor and indoor lighting. The standardized modules are available in 2X2 and 2X6 layouts as well as in two different single formats. 2X2MX features a standardized 90 x 90 mm footprint. The latest addition to the product family includes silicone versions for increased durability and thermal resistance. Being especially designed for street lighting they provide highly efficient and uniform lighting.

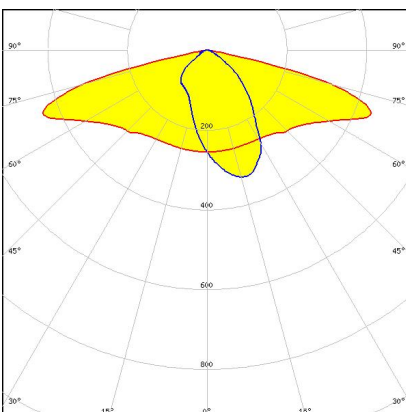
STRADA-IP-24

173 x 71.4 mm ingress protected 3X8 arrays with a silicone gasket for flat 5050 size LED packages



PRODUCTS:

C17832_STRADA-IP-24-T2-M-NH-PC

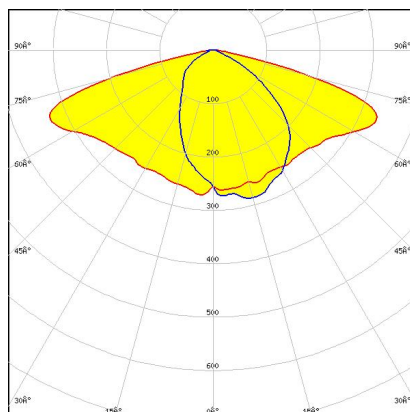


Dimensions: 173.0 mm x 71.4 mm

Height: 9.14 mm

IESNA Type II (medium) beam with excellent backlight control, illuminance uniformity and cutoff. Variant without screw holes for glue fastening and

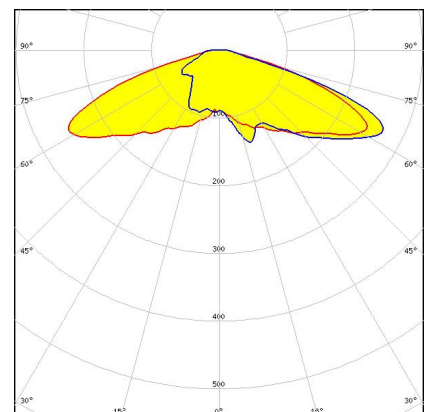
CS18051_STRADA-IP-24-DWC



Dimensions: 173.0 mm x 71.4 mm
Height: 9.00 mm

Universal road lighting (IESNA Type II medium) beam with excellent mixed illuminance and luminance uniformity.

CS18286_STRADA-IP-24-T4-B

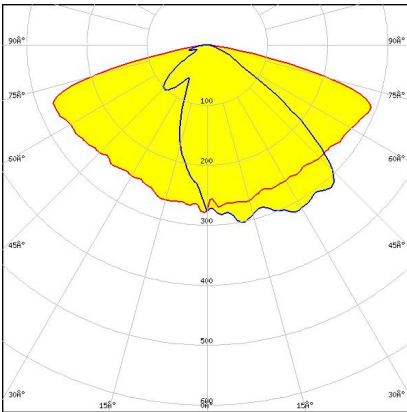


Dimensions: 173.0 mm x 71.4 mm
Height: 9.00 mm

Wide IESNA Type IV forward-throw beam for wide area lighting like car parks.

PRODUCTS:

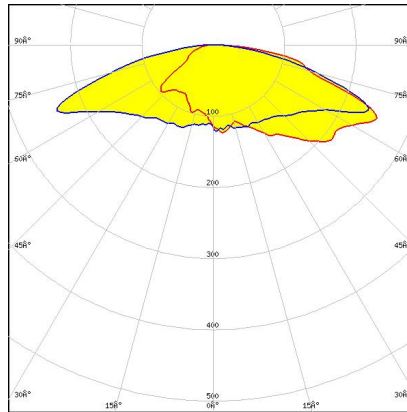
CS18471_STRADA-IP-24-ME



Dimensions: 173.0 mm x 71.4 mm
Height: 8.99 mm

Beam with excellent longitudinal luminance uniformity fulfilling EN13201 M-class requirements where road width is equal to or less than the pole height.

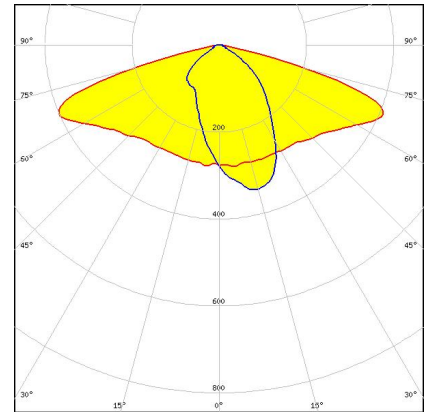
CS17759_STRADA-IP-24-T4-B-PC



Dimensions: 173.0 mm x 71.4 mm
Height: 9.00 mm

Wide IESNA Type IV forward-throw beam for wide area lighting like car parks. Variant made from PC.

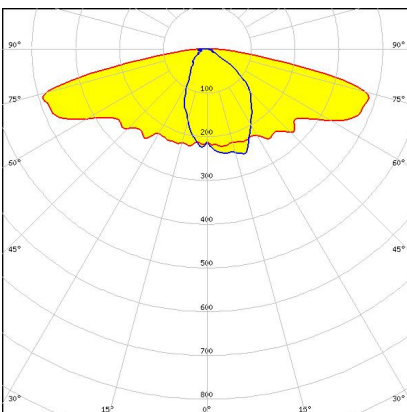
CS18284_STRADA-IP-24-T2-M



Dimensions: 173.0 mm x 71.4 mm
Height: 9.14 mm

IESNA Type II (medium) beam with excellent backlight control, illuminance uniformity and cutoff.

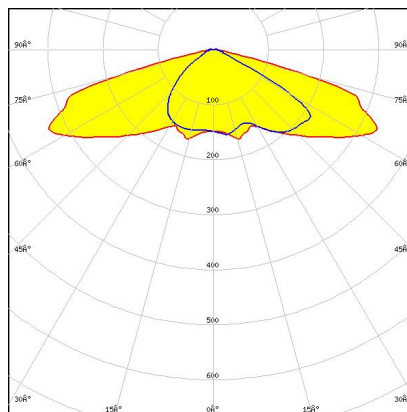
CS18400_STRADA-IP-24-SCL



Dimensions: 173.0 mm x 71.4 mm
Height: mm

Type II/III (long) beam for very wide pole to pole distances. Ideal for pedestrian paths and residential roads. EN13201 P-classes.

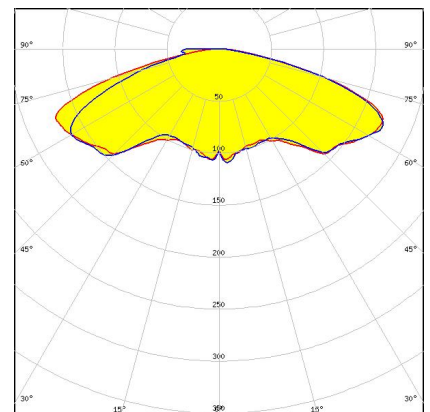
CS17758_STRADA-IP-24-T3-M-PC



Dimensions: 173.0 mm x 71.4 mm
Height: 9.00 mm

IESNA Type III (medium) beam with excellent backlight control, illuminance uniformity and cutoff. Variant made from PC.

CS17761_STRADA-IP-24-VSM-PC

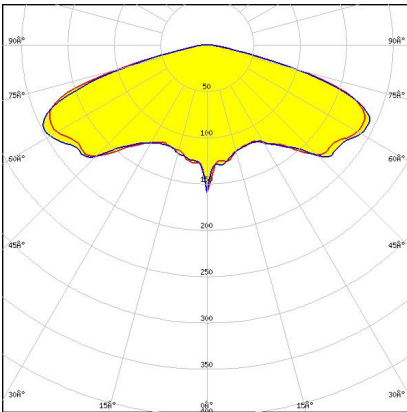


Dimensions: 173.0 mm x 71.4 mm
Height: 9.80 mm

IESNA Type V (square) beam for wide areas lighting such as car parks. Variant made from PC.

PRODUCTS:

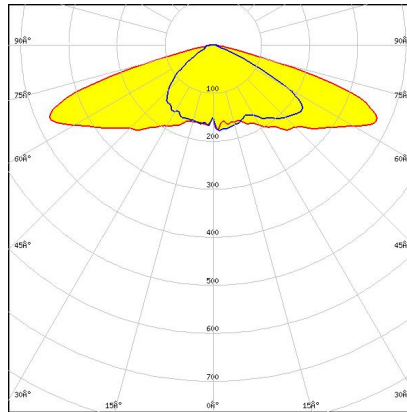
CS18220_STRADA-IP-24-VSM



Dimensions: 173.0 mm x 71.4 mm
Height: 9.80 mm

IESNA Type V (square) beam for wide areas lighting such as car parks.

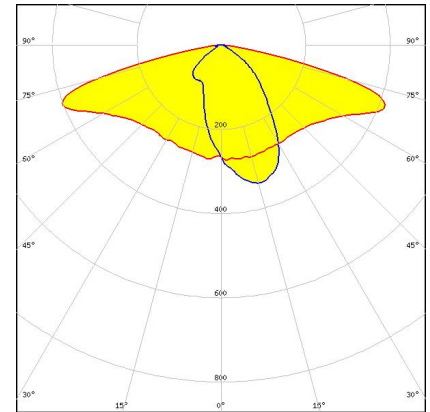
CS18315_STRADA-IP-24-T3-M



Dimensions: 173.0 mm x 71.4 mm
Height: 9.00 mm

IESNA Type III (medium) beam with excellent backlight control, illuminance uniformity and cutoff.

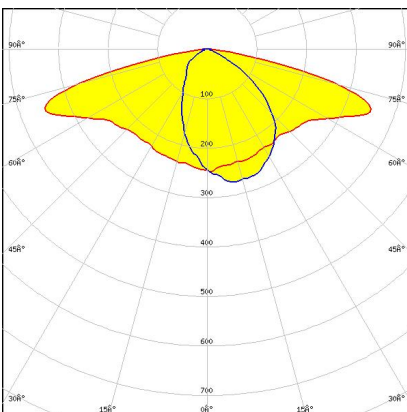
CS17757_STRADA-IP-24-T2-M-PC



Dimensions: 173.0 mm x 71.4 mm
Height: 9.14 mm

IESNA Type II (medium) beam with excellent backlight control, illuminance uniformity and cutoff. Variant made from PC.

CS17760_STRADA-IP-24-DWC-PC



Dimensions: 173.0 mm x 71.4 mm
Height: 9.00 mm

Universal road lighting (IESNA Type II medium) beam with excellent mixed illuminance and luminance uniformity. Variant made from PC.

GENERAL INFORMATION:

NOTE: The typical beam angle will be changed by different color, chip size and chip position tolerance. The typical total beam angle is the full angle measured where the luminous intensity is half of the peak value.

MATERIALS:

As part of our continuous research and improvement processes, and to ensure the best possible quality and availability of our products, LEDiL reserves the right to change material grades without notice.

PRODUCT DATA USER AGREEMENT AND DISCLAIMER:

The measured data in the provided downloadable LEDiL Product Datasheets and Mechanical 2D-Drawings is rounded and provided as reference for planning. LEDiL Oy's optical specifications have been verified by conducting performance testing of the products in accordance with the company's quality system. The reported data are averaged results of multiple measurements with typical variation. LEDiL Oy reserves the right to without prior notification make changes and improvements to its products.

LEDiL Oy assumes neither warranty, nor guarantee nor any other liability of any kind for the contents and correctness of the provided data. The provided data has been generated with highest diligence but the provided data may in reality not represent the complete possible variation range of all intrinsic parameters. Therefore, in certain cases a deviation from the provided data could occur.

LEDiL Oy reserves the right to undertake technical changes of its products without further notification which could lead to changes in the provided data. LEDiL Oy assumes no liability of any kind for the possible deviation from any provided data or any other damage resulting from the usage of the provided data.

The user agrees to this disclaimer and user agreement with the download or usage of the provided files.

LEDiL Oy

Joensuunkatu 7
FI-24100 SALO
Finland

LEDiL Inc.

228 West Page Street
Suite D
Sycamore IL 60178
USA

Ledil Optics Technology (Shenzhen) Co., Ltd.

405 , Block B
Casic Motor Building
Shenzhen 518057
P.R.CHINA

Local sales and technical support

[www.ledil.com/
where_to_buy](http://www.ledil.com/where_to_buy)

Shipping locations

Poznan, Poland
Hong Kong, China

Distribution Partners

[www.ledil.com/
where_to_buy](http://www.ledil.com/where_to_buy)