REV	DATE
001	02.09.2026

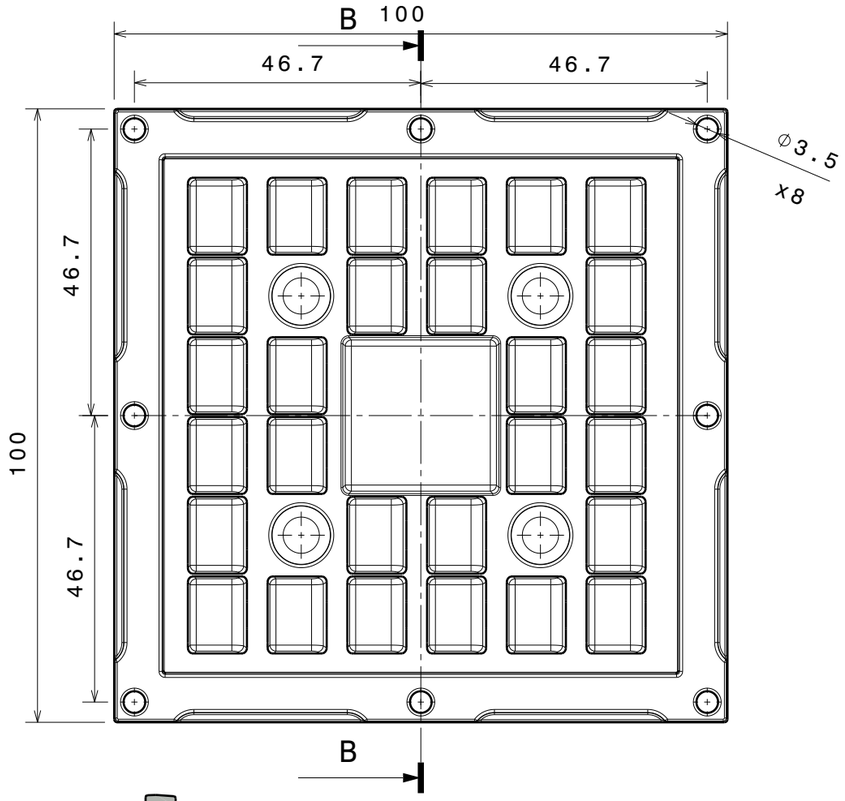

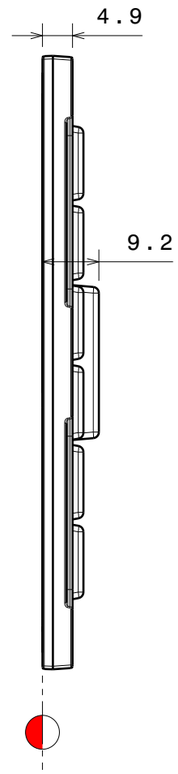

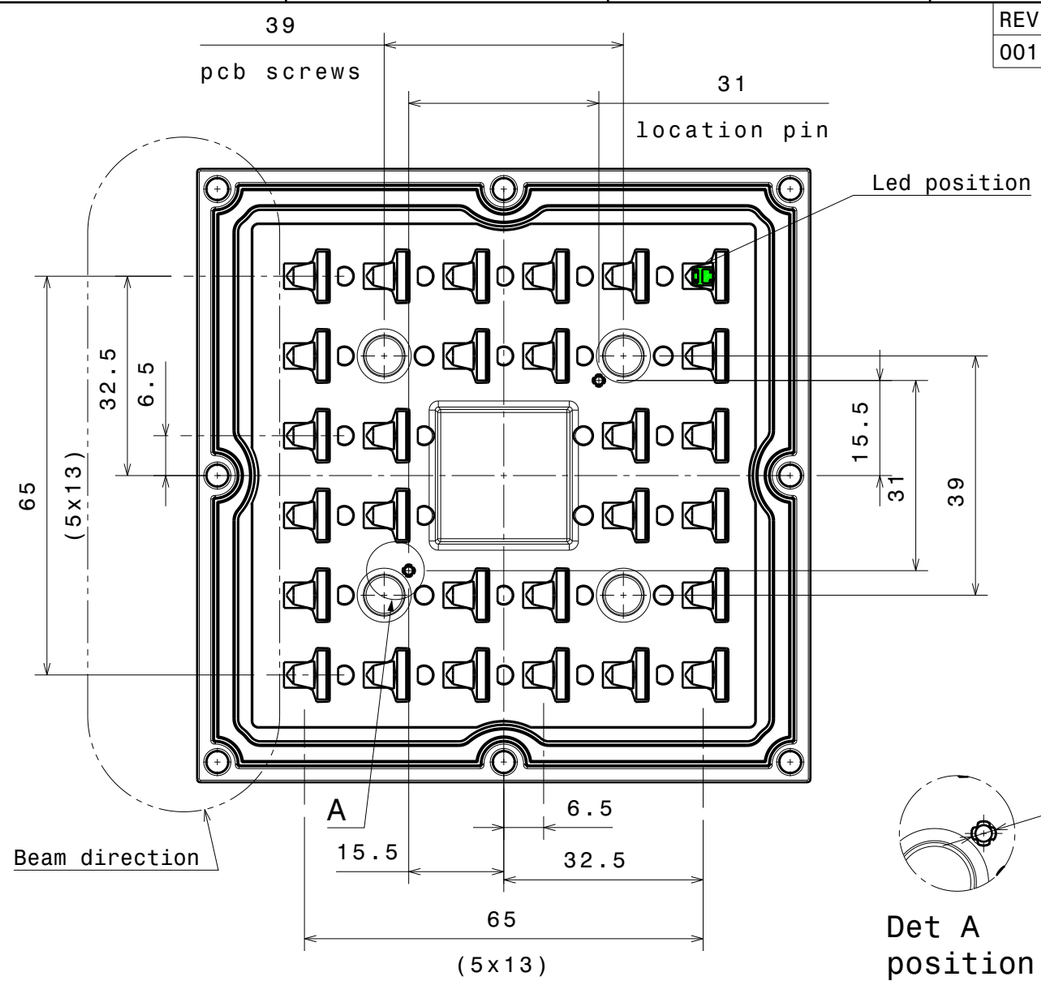

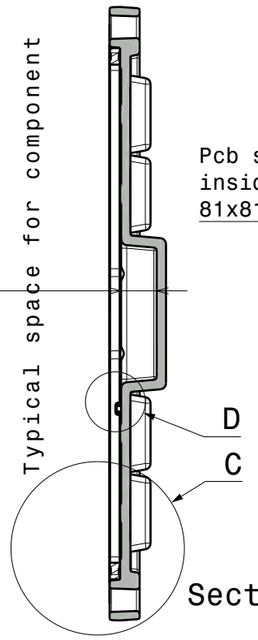

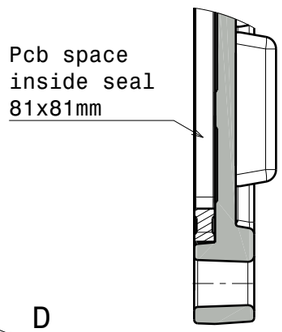

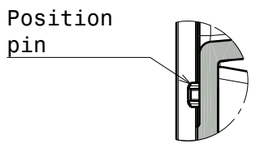

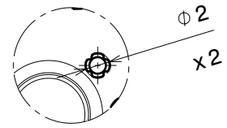

Det A
position pin

CS16034_STRADELLA-IP-28-T2_mechanical

COMPONENTS

INDEX	PART	TYPE	COUNT	MATERIAL	COLOR / COATING
1	C16033_STRADELLA-28-T2_Mech	Lens	1	PMMA	Clear
2	C15900_STRADELLA-28-SEAL_mech	Seal	1	Silicone	Milky

Notes

🔴	PCB or heatsink level.
🟢	LED location
	Ensure LED fitting from a product specific 3D model available from www.ledil.com
	For more details about installation please see LEDiL Installation Guide on www.ledil.com

MECHANICAL DRAWING

PRODUCT
STRADELLA

LEDiL

Plastic moulding general tolerances according to DIN 16901-130 and applies if not otherwise shown in the drawing. Silicone moulding general tolerances according to ISO 3302-1 Class M3 and applies if not otherwise shown in the drawing.

FIRST ANGLE PROJECTION:

This drawing is the property of LEDiL Oy. It may not be copied or otherwise distributed without prior written permission from LEDiL Oy.

SCALE 1:1 | WEIGHT - | A3 | SHEET 1/1