

STRADELLA

Cost efficient and dense lens arrays for street, area and industrial lighting

STRADELLA is a cost-efficient product family of single lenses and dense lens arrays for street, area and industrial lighting. Bigger lens arrays come with an integrated silicone gasket for dusty and dump environments with ingress protection. Offering a huge amount of light from a relatively small area they are an ideal option for up to 3535 size mid- and high-power LEDs and CSP LEDs.

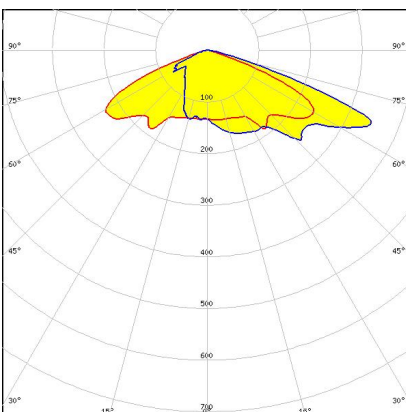
STRADELLA-16

50 x 50 mm 16 lens array for up to 3535 size mid-power LEDs



PRODUCTS:

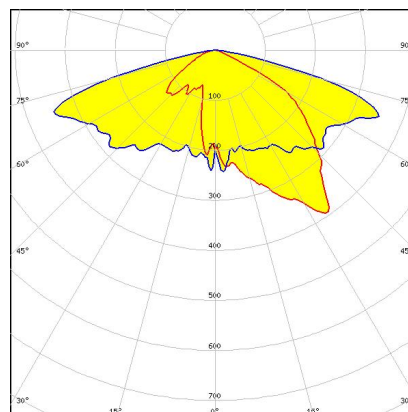
C17086_STRADELLA-16-T4



Dimensions: 49.5 mm x 49.5 mm
Height: 5.30 mm

IESNA Type IV for wider roads and area lighting like car parks and yards.

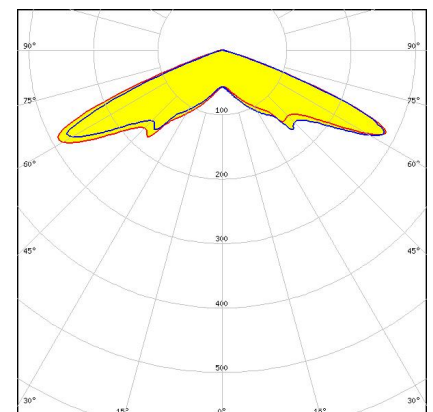
C16503_STRADELLA-16-T3



Dimensions: 49.5 mm x 49.5 mm
Height: 3.70 mm

IESNA Type III (medium) beam for roads that are equal to or wider than mounting height

C17085_STRADELLA-16-VSM

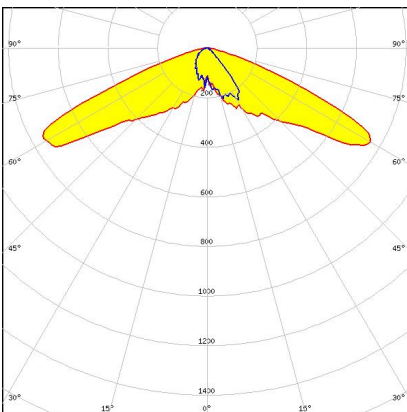


Dimensions: 49.5 mm x 49.5 mm
Height: 4.20 mm

IESNA Type V (square) beam for wide areas such as car parks.

PRODUCTS:

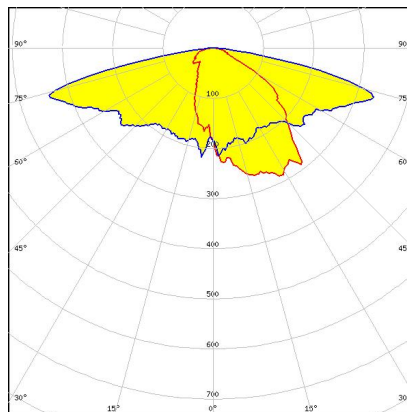
C16414_STRADELLA-16-T1-A-PC



Dimensions: 49.5 mm x 49.5 mm
Height: 4.30 mm

Asymmetric IESNA Type I (short) beam designed for tilted poles. Suitable for Indian EESL specification. Variant made from PC.

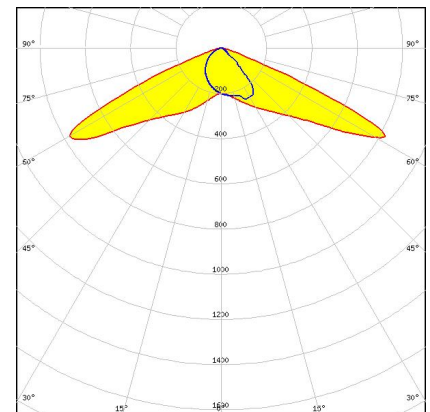
C16959_STRADELLA-16-SCL



Dimensions: 49.5 mm x 49.5 mm
Height: 4.36 mm

Type II/III (long) beam for very wide pole to pole distances. Ideal for pedestrian paths and residential roads. EN13201 P-classes.

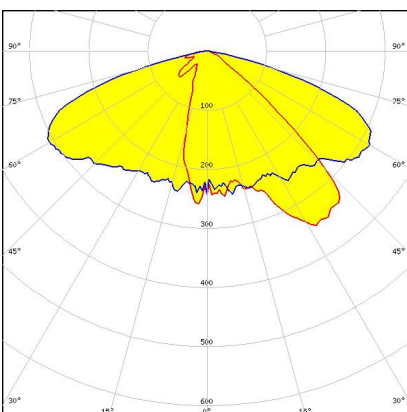
C16220_STRADELLA-16-T1-A



Dimensions: 49.5 mm x 49.5 mm
Height: 4.30 mm

Asymmetric IESNA Type I (short) beam designed for tilted poles. Suitable for Indian EESL specification.

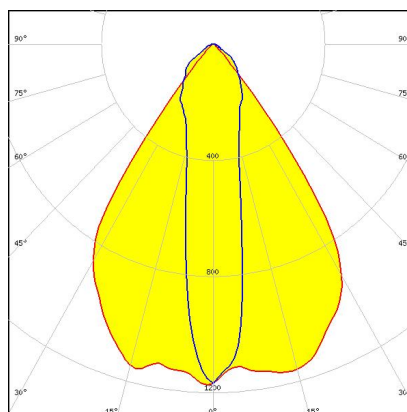
C16958_STRADELLA-16-ME



Dimensions: 49.5 mm x 49.5 mm
Height: 4.90 mm

Beam with excellent longitudinal luminance uniformity fulfilling EN13201 M-class requirements where road width is equal to or less than the pole height.

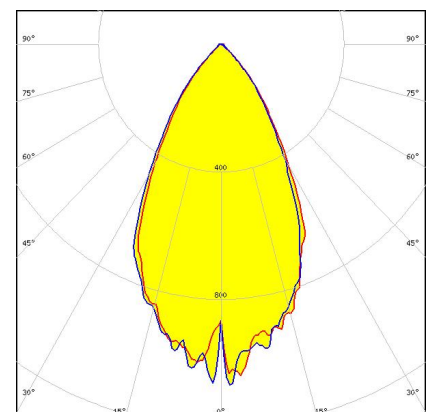
C16156_STRADELLA-16-HB-O



Dimensions: 49.5 mm x 49.5 mm
Height: 8.28 mm

Oval beam for high bay aisles

C16800_STRADELLA-16-HB-M2

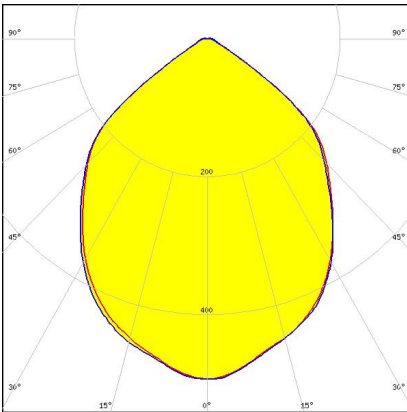


Dimensions: 49.5 mm x 49.5 mm
Height: 3.20 mm

~60° medium beam for industrial applications. Improved version with excellent cutoff and low glare.

PRODUCTS:

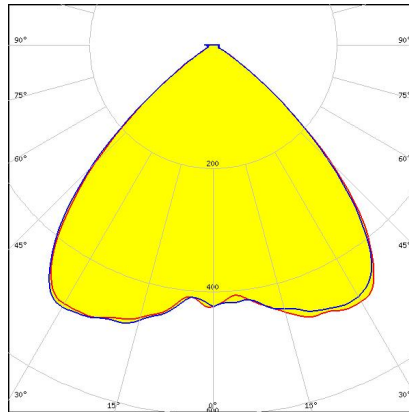
C15432_STRADELLA-16-HB-W



Dimensions: 49.5 mm x 49.5 mm
Height: 7.10 mm

~90° wide beam for industrial applications

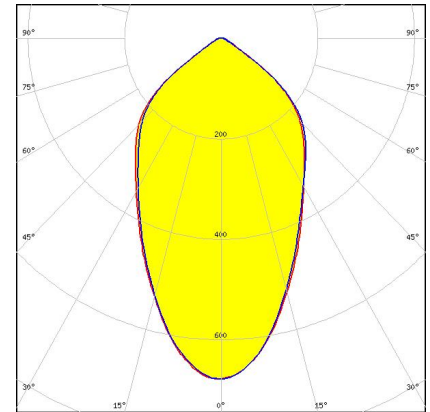
C16799_STRADELLA-16-HB-W2



Dimensions: 49.5 mm x 49.5 mm
Height: 3.20 mm

~90° medium beam for industrial applications. Improved version with excellent cutoff and low glare.

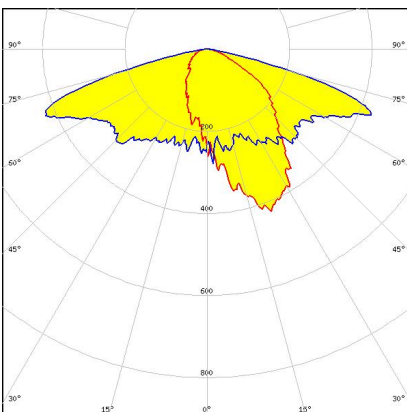
C15431_STRADELLA-16-HB-M



Dimensions: 49.5 mm x 49.5 mm
Height: 6.80 mm

~60° medium beam for industrial applications

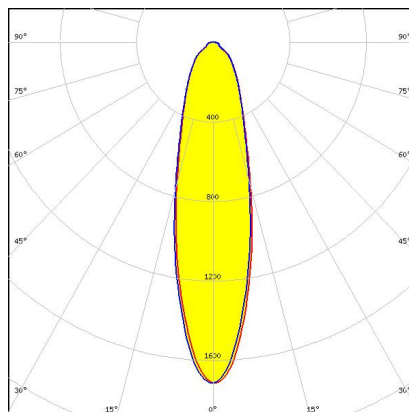
C16751_STRADELLA-16-T2



Dimensions: 49.5 mm x 49.5 mm
Height: 4.70 mm

IESNA Type II (medium) beam, applicable for European P-class standard pedestrian lighting and M-class roads

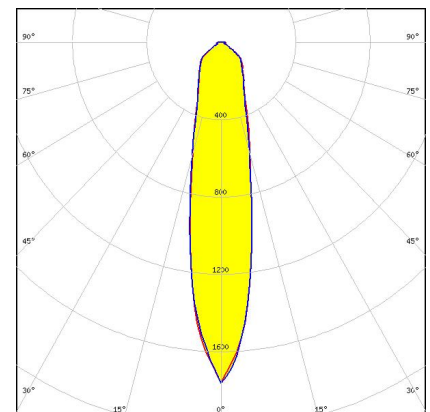
C15430_STRADELLA-16-HB-S



Dimensions: 49.5 mm x 49.5 mm
Height: 7.50 mm

~25° spot beam for industrial applications

C16599_STRADELLA-16-HB-S-PC

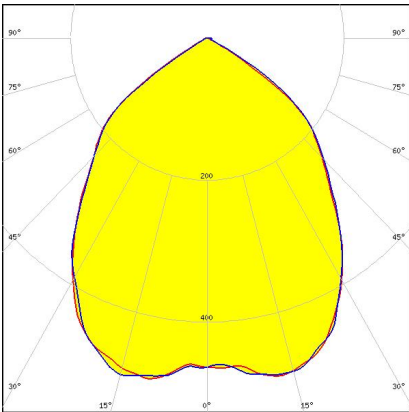


Dimensions: 49.5 mm x 49.5 mm
Height: 7.50 mm

~25° spot beam for industrial applications. Variant made from PC.

PRODUCTS:

C16598_STRADELLA-16-HB-W-PC

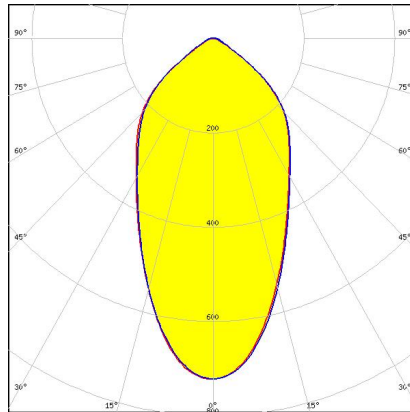


Dimensions: 49.5 mm x 49.5 mm

Height: 7.10 mm

~90° wide beam for industrial applications. Variant made from PC.

C16597_STRADELLA-16-HB-M-PC



Dimensions: 49.5 mm x 49.5 mm

Height: 7.50 mm

~60° medium beam for industrial applications. Variant made from PC.

GENERAL INFORMATION:

NOTE: The typical beam angle will be changed by different color, chip size and chip position tolerance. The typical total beam angle is the full angle measured where the luminous intensity is half of the peak value.

MATERIALS:

As part of our continuous research and improvement processes, and to ensure the best possible quality and availability of our products, LEDiL reserves the right to change material grades without notice.

PRODUCT DATA USER AGREEMENT AND DISCLAIMER:

The measured data in the provided downloadable LEDiL Product Datasheets and Mechanical 2D-Drawings is rounded and provided as reference for planning. LEDiL Oy's optical specifications have been verified by conducting performance testing of the products in accordance with the company's quality system. The reported data are averaged results of multiple measurements with typical variation. LEDiL Oy reserves the right to without prior notification make changes and improvements to its products.

LEDiL Oy assumes neither warranty, nor guarantee nor any other liability of any kind for the contents and correctness of the provided data. The provided data has been generated with highest diligence but the provided data may in reality not represent the complete possible variation range of all intrinsic parameters. Therefore, in certain cases a deviation from the provided data could occur.

LEDiL Oy reserves the right to undertake technical changes of its products without further notification which could lead to changes in the provided data. LEDiL Oy assumes no liability of any kind for the possible deviation from any provided data or any other damage resulting from the usage of the provided data.

The user agrees to this disclaimer and user agreement with the download or usage of the provided files.

LEDiL Oy

Joensuunkatu 13
FI-24240 SALO
Finland

LEDiL Inc.

228 West Page Street
Suite D
Sycamore IL 60178
USA

Local sales and technical support

[www.ledil.com/
where_to_buy](http://www.ledil.com/where_to_buy)

Shipping locations

Salo, Finland
Hong Kong, China

Distribution Partners

[www.ledil.com/
where_to_buy](http://www.ledil.com/where_to_buy)