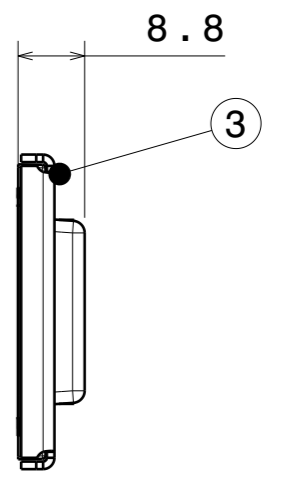
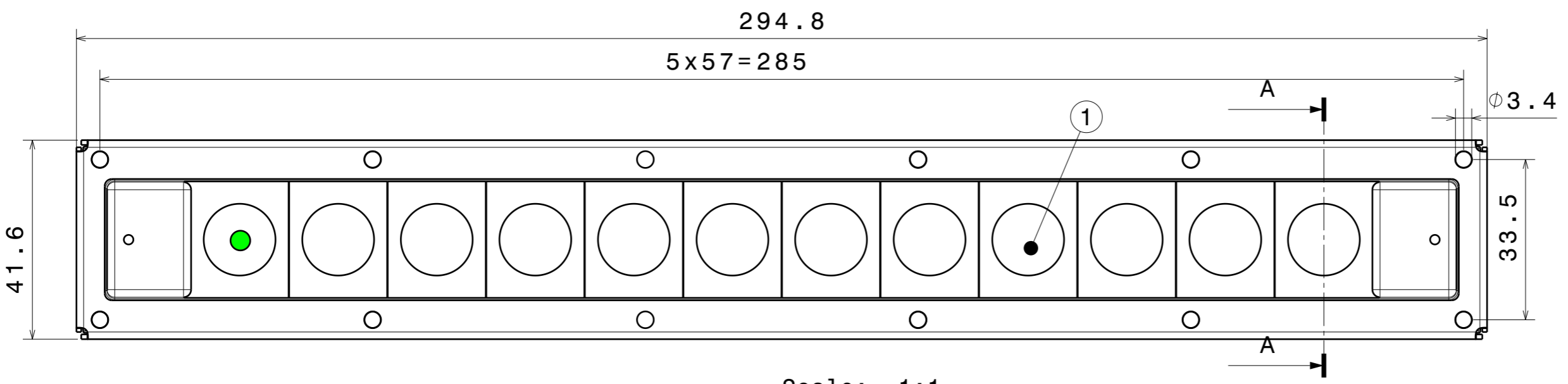
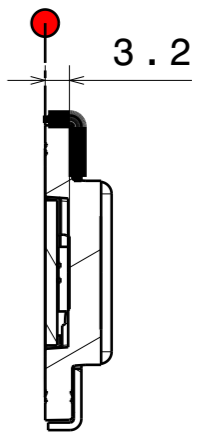
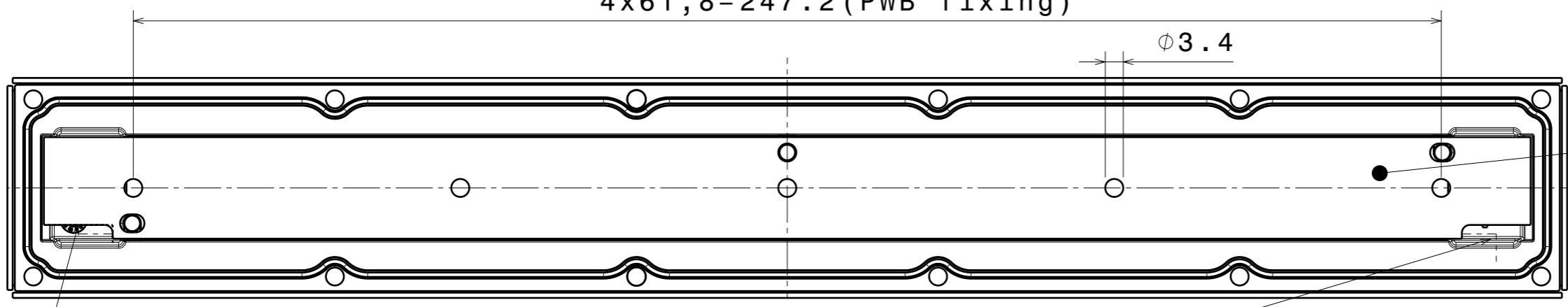


H G F E D C B A



Scale: 1:1
4x61,8=247.2 (PWB fixing)



Scale: 1:1

FN17818_VIOLET-12X1-W Scale: 1:1
COMPONENTS Section A-A

INDEX	PART	TYPE	MATERIAL	COLOR / COATING
1	F17817_VIOLET-12X1-W	LENS	SILICONE	Clear
2	Violet_PCB_	PCB		
3	F17192_VIOLET-12x1-FRAME	FRAME	STEEL	Metal

Leads through cooling profile

MECHANICAL DRAWING

PRODUCT **FN17818_VIOLET-12X1-W**

Plastic moulding general tolerances according to DIN 16901-130 and applies if not otherwise shown in the drawing. Silicone moulding general tolerances according to ISO 3302-1 Class M3 and applies if not otherwise shown in the drawing.

FIRST ANGLE PROJECTION:

SCALE 1:1 WEIGHT 90 g

LEDiL®

This drawing is the property of LEDiL Oy. It may not be copied or otherwise distributed without prior written permission from LEDiL Oy.

A3 SHEET 1/1

Notes

- PCB or heatsink level.
- LED location

Ensure LED fitting from a product specific 3D model available from www.ledil.com

For more details about installation please see LEDiL Installation Guide on www.ledil.com

H G B A