



## LEDiL's new IDA – 16-up module family for mid-power LEDs

IDA is LEDiL's new module family for mid-power LEDs up to 3535. 50 x 50 mm lens array contains 16 lenses with 12.5 mm pitch which can be kept continuous when more than one units are used in row. There's also a possibility to use only the lens or lens and optional clip-on installation frame which holds the optics in place. The IDA lens array family consists of medium, very wide flood and oval light distributions. IDA optics are designed especially quality office lighting in mind.

### FEATURES and BENEFITS

- Good color rendering and uniformity with a range of quality mid-power LEDs from suppliers like Osram, Philips Lumileds and Nichia
- Seamless and continuous installation of multiple modules for uniform appearance
- Compact form factor
- High flux output of over 2000 lm per module can be achieved
- Easy installation with clips in the holder frame

### MARKETS and TYPICAL APPLICATIONS

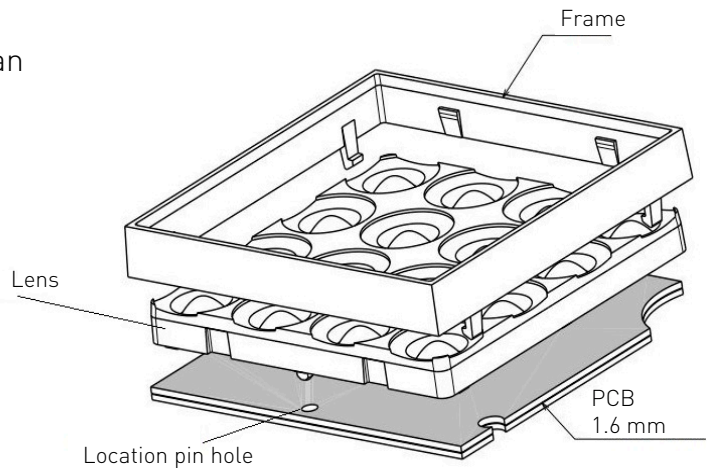
- Office lighting
- Compact downlights
- Mid- and low-bays



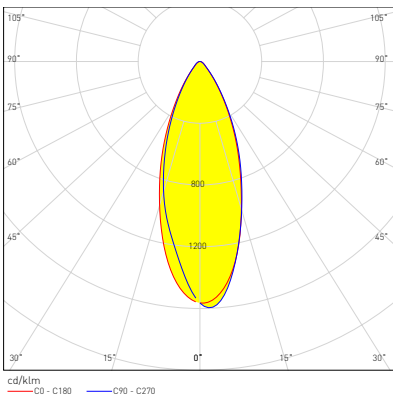
CP14612\_IDA16-M

## TECHNICAL SPECIFICATIONS

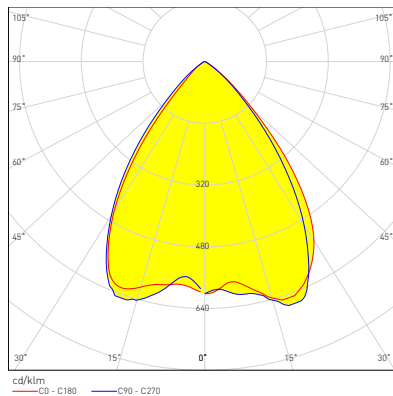
- Dimensions 50 x 50 x 6.3 mm
- 16 lenses with 12.5 mm spacing, the spacing can remain the same if more than one units in row
- Lens has two location pins in bottom for exact assembly to the light engine
- Possibility to use lens only and glue it to the PCB
- Precision-molded from optical grade PMMA – UL94 HB rated material with operating rating -40°C to +80°C



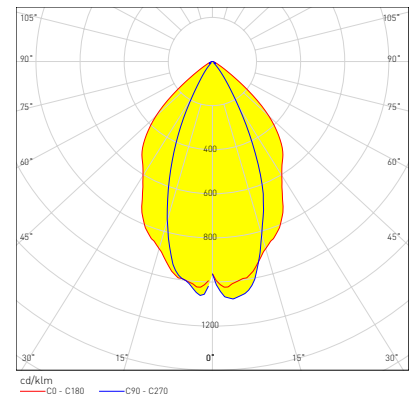
Code	Beam type	Sim. FWHM	Sim. Eff.
IDA16-M	Narrow	40°	92%
IDA16-WW	Very Wide Flood	76°	91%
IDA16-O	Oval	78° x 48°	91%



IDA16-M



IDA16-WW\*



IDA16-O\*

\* Preliminary information

## ORDERING INFORMATION

- C14537\_IDA16-M (without frame)
- CP14612\_IDA16-M (with the frame)
- C14596\_IDA16-WW
- C14707\_IDA16-O

Consult [www.ledil.com](http://www.ledil.com) for ordering codes and latest product specifications, which may vary by LED