

## STRADA-SQ

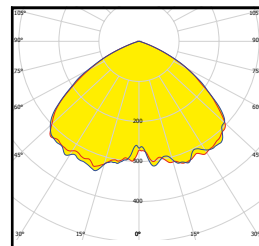
Square-shaped single lenses for street and high bay lighting

LEDiL's STRADA-SQ optics with 25 x 25 mm footprint allows compact and versatile light engines, as well as the possibility to mix different beams inside one luminaire. Compatibility with the latest Super High Power LEDs ensures you get a strong lumen output from a relatively small area.

NEW

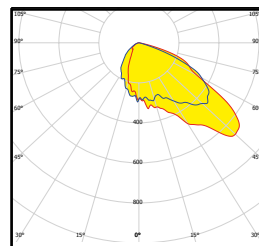
## STRADA-SQ-C

Canopy, emergency lighting (anti panic), batwing light distribution



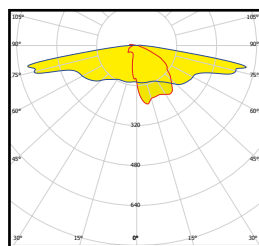
## STRADA-SQ-PX

For pedestrian crossings with right side traffic



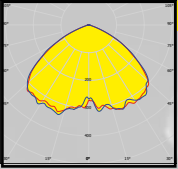
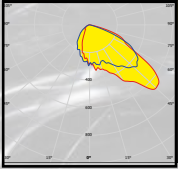
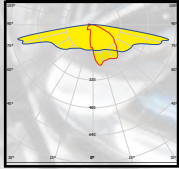
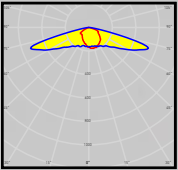
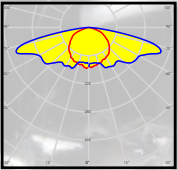
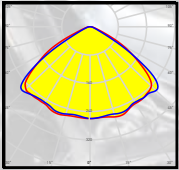
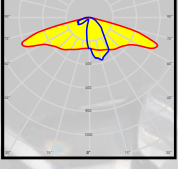


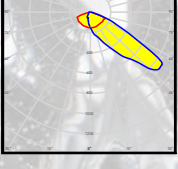
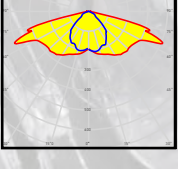
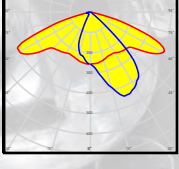
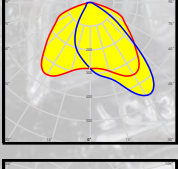

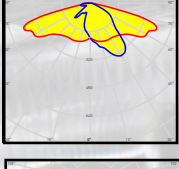

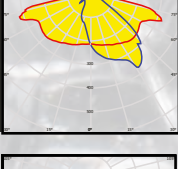
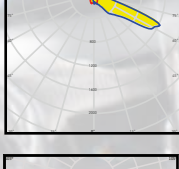
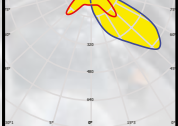
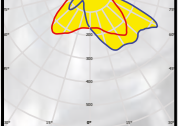
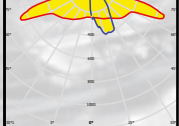
## STRADA-SQ-SCL

Type II/III (Long) for very wide pole to pole distances



### COMPATIBILITY

- Up to 7070 size LED packages

	<b>NEW</b> <b>STRADA-SQ-C</b> D: 25 x 25 mm H: 9,9 mm Typ. eff.: 92%		<b>NEW</b> <b>STRADA-SQ-PX</b> D: 25 x 25 mm H: 9,2 mm Typ. eff.: 93%		<b>NEW</b> <b>STRADA-SQ-SCL</b> D: 25 x 25 mm Typ. eff.: 93%
	<b>STRADA-SQ-ANZ-P</b> D: 25 x 25 mm Typ. eff.: 91%		<b>STRADA-SQ-ANZ-V</b> D: 25 x 25 mm Typ. eff.: 93%		<b>STRADA-SQ-CY</b> D: 25x25 mm H: 10,1 mm Typ. eff.: 94%
	<b>STRADA-SQ-T2</b> D: 25 x 25 mm H: 8,5 mm Typ. eff.: 90%		<b>STRADA-SQ-T3</b> D: 25 x 25 mm H: 8,5 mm Typ. eff.: 90%		<b>STRADA-SQ-ME</b> D: 25 x 25 mm H: 8,8 mm Typ. eff.: 92%
	<b>STRADA-SQ-FS</b> D: 25 x 25 mm H: 12,3 mm Typ. eff.: 93%		<b>STRADA-SQ-FS2</b> D: 25 x 25 mm H: 8,2 mm Typ. eff.: 90%		<b>STRADA-SQ-A-T</b> D: 25 x 25 mm H: 9,1 mm Typ. eff.: 93%
	<b>STRADA-SQ-T-DN</b> D: 25 x 25 mm H: 8,5 mm Typ. eff.: 90%		<b>STRADA-SQ-T-DW</b> D: 25 x 25 mm H: 11,4 mm Typ. eff.: 91%		<b>STRADA-SQ-T-DWC</b> D: 25 x 25 mm H: 9,1 mm Typ. eff.: 93%
	<b>STRADA-SQ-VSM</b> D: 25 x 25 mm H: 6,9 mm Typ. eff.: 93% Typ. FWHM: 152°		<b>STRADA-SQ-T3B</b> D: 25 x 25 mm H: 8,4mm, Typ. eff.: 93%		<b>STRADA-SQ-FS3</b> D: 25 x 25 mm H: 16,2 mm Typ. eff.: 91%
	<b>STRADA-SQ-FT</b> D: 25 x 25 mm H: 12,5 mm Typ. eff.: 90%		<b>STRADA-SQ-T4</b> D: 25 x 25 mm H: 9,4 mm Typ. eff.: 93%		<b>STRADA-SQ-T2-B</b> D: 25 x 25 mm H: 10,35 mm

### ORDERING INFORMATION

CA16031\_STRADA-SQ-C (with tape), C16029\_STRADA-SQ-C (without tape)

CA16015\_STRADA-SQ-SCL (with tape), C16014\_STRADA-SQ-SCL (without tape)

CA16169\_STRADA-SQ-PX (with tape), C16168\_STRADA-SQ-PX (without tape)

Consult [www.ledil.com/strada](http://www.ledil.com/strada) for ordering codes and latest product specifications, which may vary by LED.