


STRADA-SQ

Square-shaped single lenses for street and high bay lighting

LEDiL's STRADA-SQ optics with 25x25mm footprint allows compact and versatile light engines, as well as the possibility to mix different beams inside one luminaire. Compatibility with the latest Super High Power LEDs ensures you get a strong lumen output from a relatively small area.



NEW

STRADA-SQ-T2-B

A new T2 beam with minimized backlight

FEATURES

- IESNA Type II light distribution
- Minimized backlight on the house side
- Exceptionally suitable for residential areas – no need to shield the luminaire
- Can be ordered with or without installation tape

TYPICAL APPLICATIONS

- Street lighting

DESIGN EXAMPLE

Street classification: Collector medium pedestrian conflict

Road width: 10.5 m

Number of lanes: 3

Mounting height: 10 m

Pole distance: 60 m

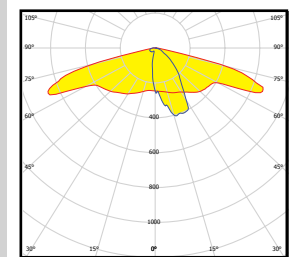
Overhang: 1 m

Boom angle: 0°

Luminous flux (Luminaire): 11117 lm

Power (Luminaire): 115 W

Arrangement: single row
bottom

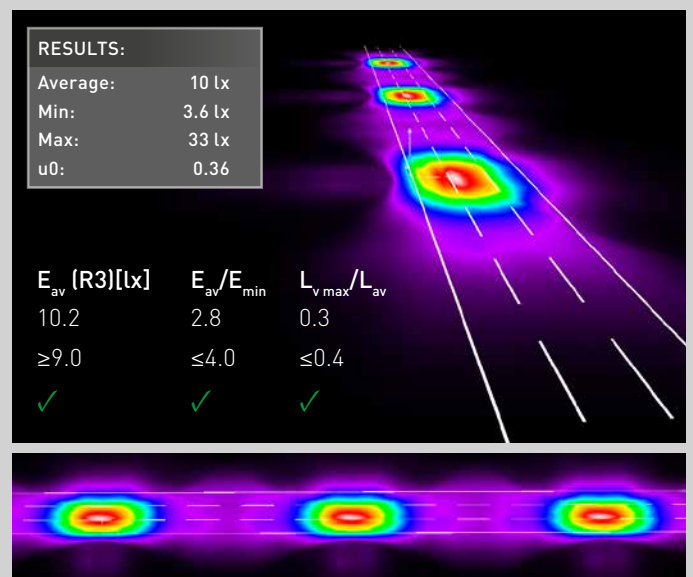


Typical efficiency: 92%

RESULTS:

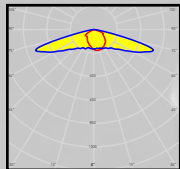
Average:	10 lx
Min:	3.6 lx
Max:	33 lx
u0:	0.36

$E_{av} (R3) [lx]$	E_{av} / E_{min}	$L_{v max} / L_{av}$
10.2	2.8	0.3
≥9.0	≤4.0	≤0.4
✓	✓	✓



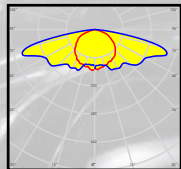
COMPATIBILITY

- Up to 7070 size LED packages



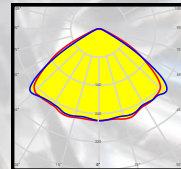
STRADA-SQ-ANZ-P

D: 25 x 25 mm
Typ. eff.: 91%



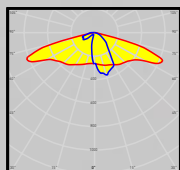
STRADA-SQ-ANZ-V

D: 25 x 25 mm
Typ. eff.: 93%



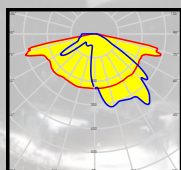
STRADA-SQ-CY

D: 25x25 mm
H: 10,1 mm
Typ. eff.: 94%



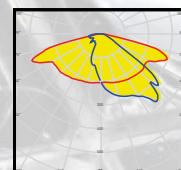
STRADA-SQ-T2

D: 25 x 25 mm
H: 8,5 mm
Typ. eff.: 90%



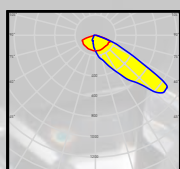
STRADA-SQ-T3

D: 25 x 25 mm
H: 8,5 mm
Typ. eff.: 90%



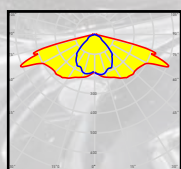
STRADA-SQ-ME

D: 25 x 25 mm
H: 8,8 mm
Typ. eff.: 92%



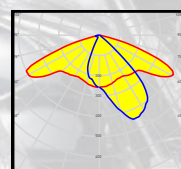
STRADA-SQ-FS

D: 25 x 25 mm
H: 12,3 mm
Typ. eff.: 93%



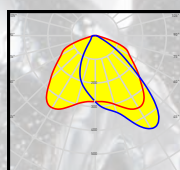
STRADA-SQ-FS2

D: 25 x 25 mm
H: 8,2 mm
Typ. eff.: 90%



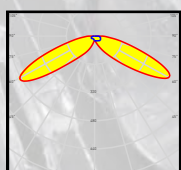
STRADA-SQ-A-T

D: 25 x 25 mm
H: 9,1 mm
Typ. eff.: 93%



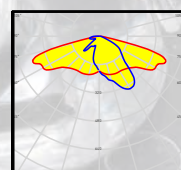
STRADA-SQ-T-DN

D: 25 x 25 mm
H: 8,5 mm
Typ. eff.: 90%



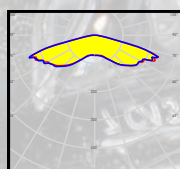
STRADA-SQ-T-DW

D: 25 x 25 mm
H: 11,4 mm
Typ. eff.: 91%



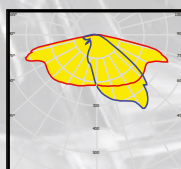
STRADA-SQ-T-DWC

D: 25 x 25 mm
H: 9,1 mm
Typ. eff.: 93%



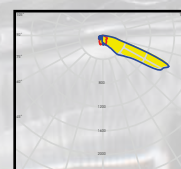
STRADA-SQ-VSM

D: 25 x 25 mm
H: 6,9 mm
Typ. eff.: 93%
Typ. FWHM: 152°



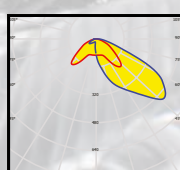
STRADA-SQ-T3B

D: 25 x 25 mm
H: 8,4mm,
Typ. eff.: 93%



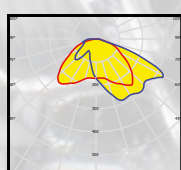
STRADA-SQ-FS3

D: 25 x 25 mm
H: 16,2 mm
Typ. eff.: 91%



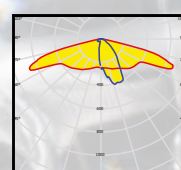
STRADA-SQ-FT

D: 25 x 25 mm
H: 12,5 mm
Typ. eff.: 90%



STRADA-SQ-T4

D: 25 x 25 mm
H: 9,4 mm
Typ. eff.: 93%



NEW

STRADA-SQ-T2-B

D: 25 x 25 mm
H: 10,35 mm

ORDERING INFORMATION

Consult www.ledil.com/strada for ordering codes and latest product specifications, which may vary by LED.