

STRADA-2X2

Industrial standard modules with widest range of beams

STRADA-2X2 optics with a standardized 50x50mm modular footprint are easily adaptable into different luminaire designs and applications. Being the inventor of 2X2 modules LEDiL provides the widest range of different beams available – especially for street and high bay lighting. Modules are future proof, easy to install with one screw in the middle and are normally used with a protective cover in street lighting.



NEW

STRADA-2X2-MEW

First lens from LEDiL especially for wet roads

FEATURES

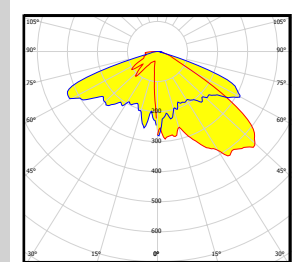
- Meets Nordic wet street lighting requirements MEW and can also be used globally (Type II short, full cutoff)
- Has extremely low glare (luminous intensity class G6 in Europe / IESNA Full cutoff)
- Light is uniformly distributed between two lanes to decrease reflections
- Good for poles with -1 to -2.5m overhang

TYPICAL APPLICATIONS


- Street lighting

DESIGN EXAMPLE

Luminous flux (Lamps):	6000 lm
Luminaire Wattage:	50.0 W
Arrangement:	Single row, bottom
Pole Distance:	38 m
Mounting Height:	8 m
Height:	8 m
Overhang:	-1.5 m



Typical efficiency: 88%



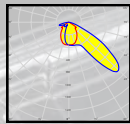
L_{av} (cd/m ²)	U0	UI	TI (%)	U0 (wet)	E-class
0.66	0.46	0.35	5.5	0.24	E2
≥0.50	≥0.40	≥0.30	≤7.0	≥0.15	E2
✓	✓	✓	✓	✓	✓

Glare and uniformity in line with E2-class requirements

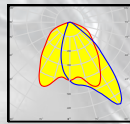
COMPATIBILITY

- Optimized for 3535 size, and compatible up to 5050 size LED packages

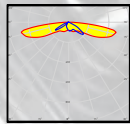
Area lighting



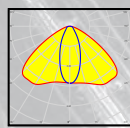
STRADA-2X2-FN
D: 50 x 50 mm
H: 10 mm
Typ. eff.: 94%
Forward throw,
Narrow beam



STRADA-2X2-DN
D: 50 x 50 mm
H: 8,05 mm
Typ. eff.: 94%
Forward throw,
Wide beam



STRADA-2X2-XW
D: 50 x 50 mm
H: 7 mm
Typ. eff.: 94%
Wide beam

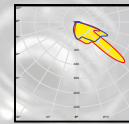


STRADA-2X2-B2-STP
D: 50 x 50 mm
H: 5,18 mm
Typ. eff.: 93%

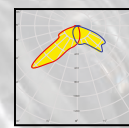


STRADA-2X2-C-STP
D: 50 x 50 mm
H: 6,27 mm
Typ. eff.: 94%

Pedestrian crossing lighting

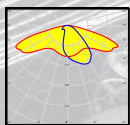


STRADA-2X2-PX
D: 50 x 50 mm
H: 8 mm
Typ. eff.: 94%
For right side traffic



STRADA-2X2-PXL
D: 50 x 50 mm
H: 8 mm
Typ. eff.: 94%
For left side traffic

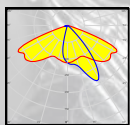
Street lighting



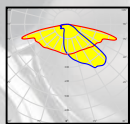
STRADA-2X2-DWC
D: 50 x 50 mm
H: 6 mm
Typ. eff.: 93%



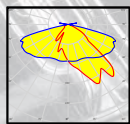
STRADA-2X2-DNW
D: 50 x 50 mm
H: 11 mm
Typ. eff.: 93%



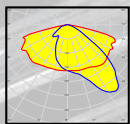
STRADA-2X2-A-T
D: 50 x 50 mm
H: 7,3 mm
Typ. eff.: 93%



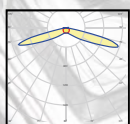
STRADA-2X2-ME
D: 50 x 50 mm
H: 8,2 mm
Typ. eff.: 94%



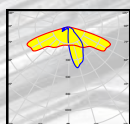
STRADA-2X2-ME-WIDE1
D: 50 x 50 mm
H: 8,3 mm
Typ. eff.: 84%




STRADA-2X2-ME-WIDE2
D: 50 x 50 mm
H: 7 mm
Typ. eff.: 81%



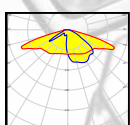
STRADA-2X2-T1
D: 50 x 50 mm
H: 7,78 mm
Typ. eff.: 94%
IESNA Type I light
distribution



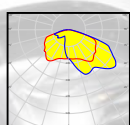
STRADA-2X2-T2
D: 50 x 50 mm
H: 7,7 mm
For IESNA Type 2
road lighting
Typ. eff.: 94%



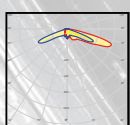
STRADA-2X2-T2-C
D: 50 x 50 mm
H: 7,34 mm
Typ. eff.: 94%



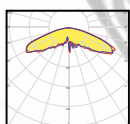
STRADA-2X2-T3
D: 50 x 50 mm
H: 7 mm
Typ. eff.: 94%




STRADA-2X2-T4
D: 50 x 50 mm
H: 7 mm
Typ. eff.: 94%



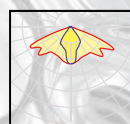
STRADA-2X2-T4-B
D: 50 x 50 mm
H: 9,02 mm
Typ. eff.: 93%



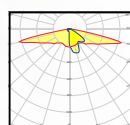
STRADA-2X2-VSM
D: 50 x 50 mm
H: 6,14 mm
Typ. eff.: 94%
IESNA Type V Short



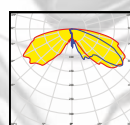
STRADA-2X2-CAT
D: 50 x 50 mm
H: 6,2 mm
Typ. eff.: 94%
For catenary
luminaires



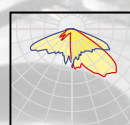
STRADA-2X2-CAT-B
D: 50 x 50 mm
Typ. eff.: 94%



STRADA-2X2-SCL
D: 50 x 50 mm
H: 7,8 mm
Typ. eff.: 94%
European S-class
lighting

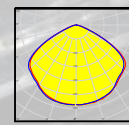


NEW
STRADA-2X2-FW
D: 50 x 50 mm
H: 11,98 mm
Typ. eff.: 92%



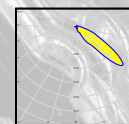
NEW
STRADA-2X2-MEW
D: 50 x 50 mm
H: 10,16 mm
Typ. eff.: 88%
ME for wet roads

High bay



STRADA-2X2-CY
D: 50x50 mm
H: 7.8 mm
Typ. eff.: 94%

Tunnel lighting



STRADA-2X2-TF
D: 50 x 50 mm
H: 8,73 mm
Typ. eff.: 94%

Urban lighting, Minimal backlight



STRADA-2X2-NHS
D: 50 x 50 mm
H: 9,8 mm
Typ. eff.: 90%

ORDERING INFORMATION

Consult www.ledil.com/strada-2x2 for ordering codes and latest product specifications, which may vary by LED.