LEDiL

Product catalogue

Q4, 2022

Range & precision.
Our optics offer both.

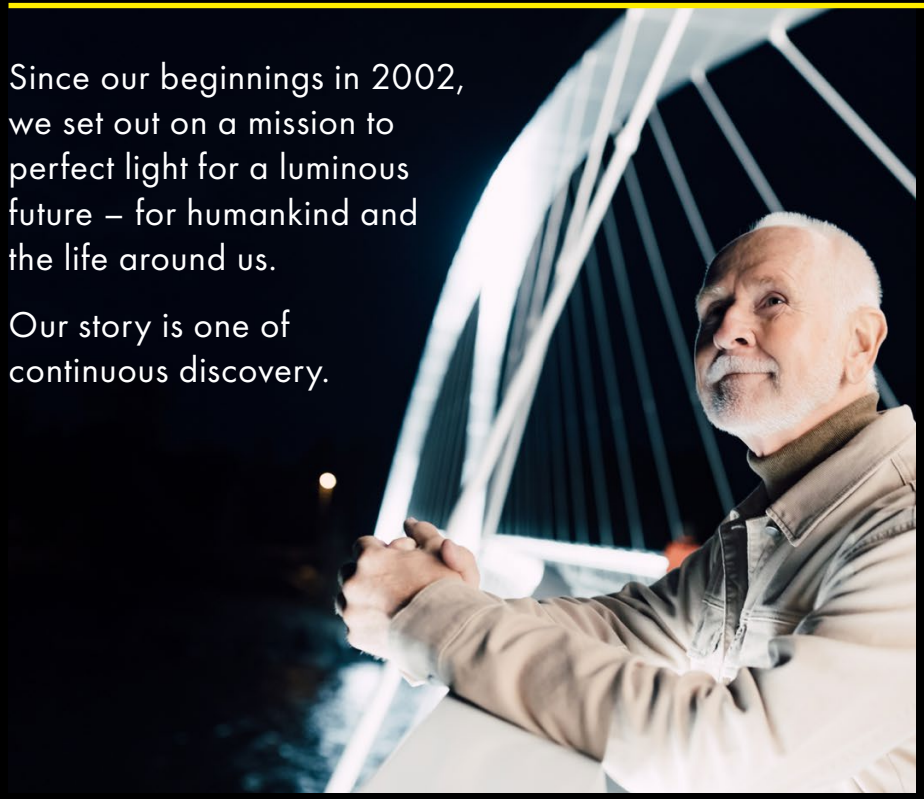

Since our beginnings in 2002, we set out on a mission to perfect light for a luminous future – for humankind and the life around us.

Our story is one of continuous discovery.

With every customer case, we advance the quality of LED light by continuously challenging our competence and pushing the boundaries of innovation.

Our state-of-the-art optical solutions help create light that enhances wellbeing, functionality, safety and sustainability.

Whether we work on indoor or outdoor lighting, we have the experience and technological know-how to achieve extraordinary results in a wide range of applications.

Together with our customers and partners, we enable and strengthen a shared ecosystem of light; because we know that no one can achieve a better future alone.

Useful information

You can find product-ordering names together with the latest product information and LED compatibility at
> ledil.com/search

For your convenience we have included saved search paths under each product family name. This address will take you directly to the family listing on our website.

Find general assembly instructions and other useful information about LEDiL products in our Installation guide at
> ledil.com/installation_guide

LEDiL is a registered trademark of Ledil Oy in the European Union, the U.S.A. and certain other countries.

Table of contents

6 Single lenses

● < 10° beam available

- ● AMY 16
- BELLA 12
- BILLIE 10
- ● CARMEN 20
- ● CRYSTAL 14
- EMERALD 13
- ● EMILY 11
- EMMA 12
- EVA 10
- FLARE 14
- ● GABRIELLA 15
- ● HEIDI 11
- HELENA 13
- ● ILONA 19
- IRENE 10
- IRIE 10
- ● IRIS 10
- JULIA 12
- KIKI 12
- LARISA 6
- ● LAURA 9
- ● LEIA 13
- ● LEILA 9
- LISA 6
- LOTTA 12
- MIRA 10
- MOLLY 21
- ● OLGA 22
- RGBX 15
- RONDA 18
- ROSE 8
- SAGA 22
- ● SEANNA 14
- SIRI 12
- ● SURI 15
- STRADA-S 12
- ● TINA 7
- ● TITANUM 11
- ● VERONICA 6
- VIOLETTA 8
- WINNIE 20
- ● YASMEEN 17
- ZORYA 22
- ZOE 13

23 Multi-lens arrays

- ANGIE 24
- ANNA 24
- CUTE 23
- FLORENTINA 26
  - FLORENTINA-12X1
  - FLORENTINA-1
  - FLORENTINA-2X2
  - FLORENTINA-4X1
- GT3 23
- GT4 23
- IDA 25
- SANDRA 25
- SATU 23
- TAMPA 24
- TUIJA 25
- VIRPI 25

27 Linear lenses

- BRIANNA 33
- CLAUDIA 30
- DAHLIA 30
- DAISY 32
- DAISY-MINI 33
- FLORENCE 28
  - FLORENCE-3R
  - FLORENCE-2
  - FLORENCE-3R-IP
  - FLORENCE-1R-GC
  - FLORENCE-1R
- LILIAN 31
- LINDA 27
- LINNEA 31
- SHELLY 31
- VANESSA 30
- VIOLET 30

34 Reflectors

- ADELIA 34
- ANGELA / ANGELINA / ANGELETTE 40
- BARBARA 38
- BOOM 41
- BRIDGET 41
- BROOKE 36
- ELLA 35
- LENA / LENINA 39
- MINNIE 41
- MIRELLA 37
- RITA 41

44 Street & area lighting

- AMBER 52
- JENNY 52
- SITARA 49
- SPORT-2X2 52
- STELLA 53
- STRADA 46
- STRADELLA 50
- TATIANA 49

54 Highbay lighting

- HB 55
- HB-2X2 55
- HB-IP-2X6 55
- HB-IP-24 55
- STRADELLA-HB 55
- SITARA-HB 55
- VICTORIA 55

42 Baseparts

- HEKLA 43

56 Custom solutions

57 Where to buy

Product families & suggested applications (not all product families listed)

	Page	Indoor: Retail & track	Decorative & stage	Linear	Office	Emergency & security	Wash lighting	Architectural	Retrofit	Industrial & technical	Downlight	General	Horticultural	Outdoor: Street lighting	Area & parking lot	Canopy	Tunnel & transportation	Flood light	Wash lighting	Architectural	Retrofit	Special
ADELIA	34	●									●											
AMY	16	●						●	●		●											
ANGELA / ANGELETTE / ANGELINA	40	●	●		●		●	●		●	●	●								●		
ANGIE	24								●		●											
ANNA	24	●						●	●		●									●	●	
BARBARA	38	●	●					●	●		●	●										
BILLIE	10						●												●	●		
BOOM	41											●						●				
BRIDGET	41											●						●				
BROOKE	36	●	●					●	●		●	●						●		●		
CARMEN	20	●						●														
CLAUDIA	30	●																				
CRYSTAL	14		●			●	●	●														
CUTE	23								●			●										
DAISY	32			●	●																	
DAHLIA	30												●									
ELLA	35	●						●														
EMERALD	13					●								●								
EMILY	11						●	●				●						●	●	●		
EMMA	12					●				●												
EVA	10	●						●				●						●				
FLARE	14					●	●	●		●						●						
FLORENCE-1R	28			●	●		●	●		●												
FLORENCE (3R)	28	●		●	●		●	●		●		●				●						
FLORENCE-3R-IP	28			●					●	●		●			●	●		●	●		●	
FLORENTINA (12X1)	26			●	●			●														
FLORENTINA-1, -2X2, -4X1	26	●			●			●			●											
GABRIELLA	15		●					●				●								●		
GT3 / GT4	23								●			●										
HB-SQ	55									●	●											
HB-2X2	55									●	●											
HB-IP-2X6	55									●	●				●	●		●				
HB-IP-24	55									●	●				●			●				
HB-2X2MX / MXS	55									●	●				●	●		●				
HEIDI	11							●				●						●		●		
HELENA	13	●				●					●	●										
IDA	25				●					●	●	●										
ILONA	19	●						●														
IRENE	10					●																
IRIE	10									●												
IRIS	10		●					●		●		●								●		
JENNY	52									●		●			●	●		●				●
JULIA	12				●	●		●				●			●							
KIKI	12				●	●		●				●			●							
LARISA	6							●				●										
LAURA	9						●	●				●						●	●	●		
LEIA	13		●					●												●		
LEILA	9						●	●				●							●	●		
LENA / LENINA	39	●			●		●	●			●	●						●	●			
LILIAN	31			●			●	●														
LINDA	27	●		●						●												
LINNEA	31	●		●	●			●	●	●		●										

● Mid-power LEDs
SMD LED
Typical rated electrical power <1W

● High-power LEDs
SMD LED
Typical rated electrical power 1W-3W

● Ultra-high-power LEDs
SMD LED
Typical rated electrical power 4W-12W

● COB
Chips on Board
Integrated arrays on a ceramic or MCPCB

● CSP
Chip Scale Package LED
Normal mid & high power flip chips without a package

○ Ask for compatibility

FWHM angles, efficiencies and cd/lm values contained herein are typical values. Actual measured values depend of the specific LED/optic combination. Go to ledil.com for LED specific values and product datasheets.

Product families & suggested applications (not all product families listed)

	Page	Indoor: Retail & track	Decorative & stage	Linear	Office	Emergency & security	Wash lighting	Architectural	Retrofit	Industrial & technical	Downlight	General	Horticultural	Outdoor: Street lighting	Area & parking lot	Canopy	Tunnel & transportation	Flood light	Wash lighting	Architectural	Retrofit	Special
LISA	6							●				●								●		
LOTTA	12				●	●		●				●			●							
MINNIE	41							●	●		●	●						●				
MIRA	10							●	●		●	●						●				
MIRELLA	37	●	●					●	●		●	●										
MOLLY	21	●						●			●											
OLGA	22	●						●			●	●										
RGBX	15		●									●										
RITA	41		●				●	●														
RONDA	18	●			●		●	●		●	●	●								●		
ROSE	8							●				●						●		●		●
SAGA	22									●	●	●			●			●				●
SANDRA	25	●				●		●			●	●										
SATU	23		●						●			●										
SEANNA	14		●							●												
SHELLY	31		●				●	●											●	●		
SIRI	12											●						●				
SITARA	49													●								
SPORT-2X2	52														●		●					
STELLA	53									●		●		●	●	●		●				●
STRADA (single)	46					●				●				●	●		●					
STRADA-SQ	46					●				●				●	●	●	●	●				
STRADA-2X2	47									●				●	●	●	●	●				
STRADA-2X2CSP	47													●	●	●						
STRADA-2X2-5050	48													●	●							
STRADA-IP-2X6	48									●				●	●	●		●				
STRADA-IP-24	48													●	●							
STRADA-IP-8MX	48													●								
STRADA-IP-16MX	48													●	●							
STRADA-2X2MX/MXS	49									●				●	●	●		●				
STRADA-6X1	49													●	●							
STRADELLA (single), -8	50									●				●	●	●		●				
STRADELLA-16	51									●				●	●			●				
STRADELLA-IP-16	51													●	●							
STRADELLA-IP-28/64	51													●	●			●				
SURI	15									●												
TAMPA	24								●			●										
TATIANA	49													●								
TINA	7						●	●		●	●	●							●	●		
TITANUM	11								●			●										
TUIJA	25								●			●										
VANESSA	31			●			●	●				●										
VERONICA	6							●		●		●						●		●		
VICTORIA	55									●												
VIOLET	30												●									●
VIOLETTA	8												●									●
VIRPI	25									●	●	●										
WINNIE	20	●						●	●		●	●						●		●		
YASMEEN	17	●			●			●			●											
ZOE	13																					●
ZORYA	22		●					●	●	●					●						●	●
ZORYA-MINI	22		●					●	●													

● Mid-power LEDs
SMD LED
Typical rated electrical power <1W

● High-power LEDs
SMD LED
Typical rated electrical power 1W-3W

● Ultra-high-power LEDs
SMD LED
Typical rated electrical power 4W-12W

● COB
Chips on Board
Integrated arrays on a ceramic or MCPCB

● CSP
Chip Scale Package LED
Normal mid & high power flip chips without a package

○ Ask for compatibility

The information contained herein is the property of Ledil Oy, Joensuunkatu 13, FI-24100 SALO, Finland, and is subject to change without prior notice. Please visit ledil.com for additional information, such as the latest photometric files, 3D mechanical models, and application notes relating to handling, gluing and taping.

LARISA

www.ledil.com/larisa

Compatibility: Up to 3535 size LED packages
Versions with CLIP or PIN mounting available

name	beam type	h	d	typ. FWHM	typ. eff.	typ. cd/lm
LARISA-RS	real spot	7.5	9.9 x 9.9	19	80	3.7
LARISA-RZ	diffused spot	7.5	9.9 x 9.9	27	77	1.9
LARISA-M	medium	7.5	9.9 x 9.9	32	86	2.2
LARISA-W	wide	7.5	9.9 x 9.9	48	85	1.2
LARISA-WW	extra wide	7.5	9.9 x 9.9	57	84	0.9
LARISA-O	oval	7.5	9.9 x 9.9	40 + 22	81	2.1

LISA

www.ledil.com/lisa

Compatibility: Up to 3535 size LED packages
Versions with CLIP or PIN mounting available

name	beam type	h	d	typ. FWHM	typ. eff.	typ. cd/lm
LISA						
LISA-RS	real spot	7.1	10.8	15	90	3.9
LISA-SS	smooth spot	7.1	10.8	22	86	3.8
LISA2						
LISA2-RS	real spot	≈ 7	≈ 9.9	19	89	3.1
LISA2-M	medium	≈ 7	≈ 9.9	22	89	2.8
LISA2-O	oval	≈ 7	≈ 9.9	45 + 21	82	2.2
LISA2-O-90	oval	≈ 7	≈ 9.9	19 + 48	82	2.2
LISA2-W	wide	≈ 7	≈ 9.9	34	88	1.8
LISA2-WW	extra wide	≈ 7	≈ 9.9	46	89	1.1
LISA2-WWW	extra² wide	≈ 7	≈ 9.9	80	83	0.4
LISA2-R-PIN	extra wide	≈ 7	≈ 9.9	80	88	0.4
LISA3 / LISA3CSP						
-RS	real spot	≈ 7	9.9	14	89	9.4
-S NEW	spot	≈ 7	9.9	15	89	8
-M	medium	≈ 7	9.9	25	89	4.1
-W	wide	≈ 7	9.9	35	90	2.7
-WW	extra wide	≈ 7	9.9	45	90	1.5
-WWW	extra² wide	≈ 7	9.9	62	89	0.9
-O	oval	≈ 7	9.9	16 + 48	84	2.8
-O-90 NEW	oval	≈ 7	9.9	48 + 16	84	2.8

VERONICA

www.ledil.com/veronica

Compatibility: Up to 7070 size, SQ-MINI optics up to 3535 size packages

name	beam type	h	d	typ. FWHM	typ. eff.	typ. cd/lm
VERONICA						
VERONICA-RS	real spot	12.2	26	12	90	18.4
VERONICA-O	oval	12.2	26	54 + 11	84	4.2
VERONICA-SQ						
VERONICA-SQ-RS	real spot	12.2	22.5 x 22.5	13	89	18.8
VERONICA-SQ-M	medium	12.2	22.5 x 22.5	30	89	3.1
VERONICA-SQ-W	wide	12.2	22.5 x 22.5	52	92	1.2
VERONICA-SQ-SE	side emitter	11.4	22.5 x 22.5	189	91	2.7
VERONICA-SQ-O	oval	12.2	22.5 x 22.5	56 + 12	82	3.2
VERONICA-SQ-WG NEW	asymm.	13.6	22.5 x 22.5	asymm.	92	9.2
VERONICA-SQ-MINI						
VERONICA-SQ-MINI-RS	real spot	8.9	13.9 x 13.9	14	92	11
VERONICA-SQ-MINI-D	diffused spot	8.9	13.9 x 13.9	15	92	7.3
VERONICA-SQ-MINI-M	medium	8.9	13.9 x 13.9	34	89	2.4
VERONICA-SQ-MINI-W	wide	8.9	13.9 x 13.9	56	91	0.9
VERONICA-SQ-MINI-O	oval	8.9	13.9 x 13.9	15 + 50	84	3.8



FWHM angles, efficiencies and cd/lm values contained herein are typical values. Actual measured values depend of the specific LED/optic combination.
Go to ledil.com for LED specific values and product datasheets.



TINA

www.ledil.com/tina

Compatibility: Up to 3535 size LED packages

name	beam type	h	d	typ. FWHM	typ. eff.	typ. cd/lm
TINA						
TINA-RS	real spot	≈ 10	16.1	13	93	10.9
TINA-D	diffused spot	≈ 10	16.1	16	92	6.1
TINA-M	medium	≈ 10	16.1	29	88	2.1
TINA-W	wide	≈ 10	16.1	48	91	1.3
TINA-WW	extra wide	≈ 10	16.1	61	91	0.8
TINA-BW	batwing	≈ 10	16.1	asymm.	80	1.0
TINA-O	oval	≈ 10	16.1	34 + 15	89	3.4
TINA2						
TINA2-RS *	real spot	≈ 10	16.1	14	91	10.4
TINA2-D *	diffused spot	≈ 10	16.1	16	89	6.9
TINA2-SS	smooth spot	≈ 9.5	16	22	88	4.5
TINA2-M *	medium	≈ 10	16.1	29	86	2.5
TINA2-W *	wide	≈ 10	16.1	46	87	1.4
TINA2-WW	extra wide	≈ 10	16.1	58	87	0.9
TINA2-R	wide	≈ 10	16.1	74	90	0.5
TINA2-O*/TINA-O-90	oval	≈ 10	16.1	35 + 16	87	3.5
TINA2-O-WAS *	asymm. oval	≈ 10	16.1	asymm.	86	3.6
* Compatible with TINA-SC						
TINA3						
TINA3-S	spot	11.4	16.1	13	77	8.4
TINA3-W	wide	≈ 7	16.1	39	90	1.7
TINA3-WW	extra wide	≈ 7	16.1	53	90	1.0
TINA3-WWW	extra² wide	≈ 7	16.1	71	88	0.6
TINA3-OO	oval	≈ 7	16.1	59 + 39	90	1.2

TINA-Y NEW

Optimized for 3535 high power LED packages and compatible with up to 5050 LED packages

name	beam type	h	d	typ. FWHM	typ. eff.	typ. cd/lm
TINA-Y-RS	real spot	10	16.1	17	81	5.8
TINA-Y-SS	smooth spot	10	16.1	18	81	5.4
TINA-Y-M	medium	10	16.1	24	80	3.3
TINA-Y-W	wide	10	16.1	36	80	2.0
TINA-Y-WW	extra wide	10	16.1	50	80	1.0
TINA-Y-O	oval	10	16.1	20 + 40	75	2.0

The information contained herein is the property of Ledil Oy, Joensuunkatu 13, FI-24100 SALO, Finland, and is subject to change without prior notice. Please visit ledil.com for additional information, such as the latest photometric files, 3D mechanical models, and application notes relating to handling, gluing and taping.

ROSE-MRK


ROSE-UV

VIOLETTA

ROSE

www.ledil.com/rose

ROSE

Compatibility: LED packages up to 5050 size

name	beam type	d	typ. FWHM	typ. eff.	typ. cd/lm
ROSE-RS	real spot	21.6 x 21.6	11	88	21.7
ROSE-SS	smooth spot	21.6 x 21.6	15	87	9.4
ROSE-D	diffused spot	21.6 x 21.6	16	85	7.1
ROSE-M	medium	21.6 x 21.6	30	83	2.5
ROSE-W	wide	21.6 x 21.6	51	81	1.1
ROSE-WW	extra wide	21.6 x 21.6	59	81	0.8
ROSE-WWW	extra² wide	21.6 x 21.6	80	84	0.4
ROSE-O	oval	21.6 x 21.6	43 + 15	81	3.1
ROSE-O-90	oval	21.6 x 21.6	13 + 44	81	3.6

ROSE-MRK

Compatibility: Ultra-high-power LED packages up to 7070 size

ROSE-MRK-S	spot	21.6 x 21.6	30	80	2.1
ROSE-MRK-M	medium	21.6 x 21.6	43	84	2.0
ROSE-MRK-W	wide	21.6 x 21.6	62	84	0.7
ROSE-MRK-BW	batwing	21.6 x 21.6	68	84	0.7

ROSE-UV

UV-A-B

Compatibility: High-power UV-LED packages with dome up to 3535 size

name	beam type	h	d	typ. FWHM	typ. eff.
G2-NIS033U-S	spot	12.9	21.6 x 21.6	20	92
G2-NIS033U-M	medium	12.9	21.6 x 21.6	25	91
G2-NIS033U-W	wide	12.9	21.6 x 21.6	43	91
G2-ROSE-UV-SS	smooth spot	12.9	21.6 x 21.6	14	90
G2-ROSE-UV-M	medium	12.9	21.6 x 21.6	25	88
G2-ROSE-UV-W	wide	12.9	21.6 x 21.6	40	90

VIOLETTA

www.ledil.com/violetta

UV-A-B-C

Compatibility: Up to 7070 size LED packages or 2x2 LED cluster with up to 3030 package size

name	beam type	h	d	typ. FWHM	typ. cd/lm
VIOLETTA-S	spot	6.6	22 x 22	15	7.9
VIOLETTA-W	wide	6.5	22 x 22	60	0.9

FWHM angles, efficiencies and cd/lm values contained herein are typical values. Actual measured values depend of the specific LED/optic combination. Go to ledil.com for LED specific values and product datasheets.

LAURA

www.ledil.com/laura

LAURA

Compatibility: Up to 5050 size LED packages

name	h	d	typ. FWHM	typ. eff.	typ. cd/lm
LAURA-RS	13	21.6 x 21.6	8	93	30.5
LAURA-SS	13	21.6 x 21.6	11	91	14.5
LAURA-D	13	21.6 x 21.6	15	88	6.2
LAURA-M	13	21.6 x 21.6	29	88	2.5
LAURA-W	13	21.6 x 21.6	42	88	1.7
LAURA-WW	13	21.6 x 21.6	66	86	0.7
LAURA-O	13	21.6 x 21.6	40 + 12	88	4.3

LAURA-G2

Thinner holder design. Backwards compatible with previous generations.
Compatibility: Up to 5050 size LED packages

name	h	d	typ. FWHM	typ. eff	typ. cd/lm
G2-LAURA-RS-P	13.1	21.6 x 21.6	8	93	33.2
G2-LAURA-SS-P	13.1	21.6 x 21.6	11	93	16.5
G2-LAURA-D-P	13.1	21.6 x 21.6	13	93	9.3
G2-LAURA-M-P	13.1	21.6 x 21.6	30	92	2.6
G2-LAURA-W-P	13.1	21.6 x 21.6	46	91	1.6
G2-LAURA-R-W-P	13.1	21.6 x 21.6	70	81	0.8
G2-LAURA-WW-P	13.1	21.6 x 21.6	66	86	0.7
G2-LAURA-R-XW-P	13.1	21.6 x 21.6	72	86	0.6
G2-LAURA-SS-WAS-P	13.1	21.6 x 21.6	asymm.	92	11.6
G2-LAURA-O-P	13.1	21.6 x 21.6	40 + 13	91	4.8
G2-LAURA-O-WAS-P	13.1	21.6 x 21.6	asymm.	84	2.6
G2-LAURA-O90-P	13.1	21.6 x 21.6	15 + 40	90	4.4

LEILA

www.ledil.com/leila

Compatibility: Optimized for 3535 high power LED packages and compatible with up to 5050 LED packages

LEILA

name	h	d	typ. FWHM	typ. eff.	typ. cd/lm
-RS2	14.6	21.6	8,5	90	22.1
-RS **	14.6	21.6	9.6	94	23.1
-W **	14.6	21.6	42	90	1.6
-REC	14.6	21.6	37 + 26	84	2.4
-O	14.6	21.6	39 + 11	88	4.8
-O-90 **	14.6	21.6	11 + 39	89	4.6
-WAS	14.6	21.6	asymm.	84	4.0
-D **	14.6	21.6	12	90	10.0
-M **	14.6	21.6	25	92	4.8
-O-WAS **	14.6	21.6	asymm.	84	3.8

** Compatible with LEILA-SC

LEILA-G2

Thinner holder design. Backwards compatible with previous generations.

name	h	d	typ. FWHM	typ. eff.	typ. cd/lm
G2-LXP2-RS2-P	14.7	21.6	8.5	90	22.1
G2-LXP2-RS2	14.7	21.6	8.5	90	22.1
G2-LXP2-D-P	14.7	21.6	9.7	88	19.8
G2-LXP2-D	14.7	21.6	9.7	88	19.8
G2-LXP2-M-P	14.7	21.6	22	88	5.1
G2-LXP2-M	14.7	21.6	22	88	5.2

LEILA-Y

NEW

name*	h	d	typ. FWHM	typ. eff.	typ. cd/lm
LEILA-Y-RS	14.8	21.6	13	83	11
LEILA-Y-SS	14.8	21.6	14	83	10
LEILA-Y-M	14.8	21.6	22	80	4.7
LEILA-Y-W	14.8	21.6	31	80	2.8
LEILA-Y-WW	14.8	21.6	55	81	1.0
LEILA-Y-O	14.8	21.6	15 + 45	75	2.8

*Subject to the LED type, check www.ledil.com/leila for actual values.

G2-LAURA-O-WAS-P

LAURA-RS

LEILA LEILA-G2

LEILA-Y-WW

The information contained herein is the property of Ledil Oy, Joensuunkatu 13, FI-24100 SALO, Finland, and is subject to change without prior notice. Please visit ledil.com for additional information, such as the latest photometric files, 3D mechanical models, and application notes relating to handling, gluing and taping.

Single lenses

IRIE

www.ledil.com/irie

Compatibility: Flat 2.75 x 2.0 mm high-power IR LEDs

name	h	d	typ. FWHM	typ. eff.	typ. cd/lm
IRIE-A	5.1	14 x 14	asymm.	94	1.5

IRENE

www.ledil.com/irene

Compatibility: Up to 3535 size IR LED packages

name	h	d	typ. FWHM
IRENE-IR-4	14.3	21.6	67 + 67
IRENE-IR-8	14.3	21.6	32 + 32
IRENE-IR-12	14.3	21.6	25 + 25
IRENE-IR-16	14.3	21.6	17 + 17
IRENE-IR-25	14.3	21.6	16 + 16

IRIS

www.ledil.com/iris

Compatibility: Up to 7070 size LED packages

name	h	d	typ. FWHM	typ. eff.	typ. cd/lm
IRIS-RS	29	38	5	93	66
IRIS-M	29	38	26	86	2.7
IRIS-O	29	38	39 + 28	84	1.9

BILLIE

www.ledil.com/billie

Compatibility: Up to 3535 size LED packages

name	beam type	h	d	typ. FWHM	typ. eff.	typ. cd/lm
BILLIE-A	asymm.	16.1	21.5	asymm.	88	2.1
BILLIE-B	asymm.	16.1	21.5	asymm.	93	2.2
BILLIE-S **NEW**	asymm.	16.1	21.5	asymm.	88	4.8

MIRA

www.ledil.com/mira

Available with or without holder
Compatibility: Up to 7070 size high power LED packages and small COBs up to 12 mm LES size

name	beam type	h	d	typ. FWHM	typ. eff.	typ. cd/lm
MIRA-M	medium	16	35	28	83	2.1
MIRA-W	wide	16	35	38	82	1.5
MIRA-WW	extra wide	16	35	58	83	0.9

EVA

www.ledil.com/eva

Compatibility: Up to 7070 size LED packages

name	beam type	h	d	typ. FWHM	typ. eff.	typ. cd/lm
EVA-S	spot	16.4	37.7	10	93	11.9
EVA-SS	smooth spot	16.4	37.7	11	94	11.2
EVA-D	diffused spot	16.4	37.7	16	80	4.9
EVA-M	medium	16.4	37.7	24	89	3.2
EVA-W	wide	16.4	37.7	38	83	1.4
EVA-WW	extra wide	16.4	37.7	53	82	1.7
EVA-O	oval	16.4	37.7	38 + 17	85	3.1
EVA-O-90	oval	16.4	37.7	17 + 40	86	3.3

TITANUM

www.ledil.com/titanum

Compatibility: Up to 3535 size LED packages

name	beam type	d	typ. FWHM	typ. eff.
TITANUM-O-SS	smooth spot	26	9	84
TITANUM-O-M	medium	26	25	87
TITANUM-O-W	wide	26	65	71
TITANUM-O-O	oval	26	35 + 8	89

EMILY

www.ledil.com/emily

Compatibility: Up to 5050 size LED packages

name	h	d	typ. FWHM	typ. eff.	typ. cd/lm
EMILY-RS	14.8	26	8	90	29.5
EMILY-D	14.8	26	11	91	14
EMILY-SS	14.8	26	11	80	13.4
EMILY-M	14.8	26	18	91	7.4
EMILY-M2	14.8	26	29	90	3.1
EMILY-W	14.8	26	39	86	1.5
EMILY-WW	14.8	26	44	93	1.7
EMILY-WWW	14.8	26	58	86	1
EMILY-SS-WAS	14.8	26	12	90	12
EMILY-O-WAS	14.8	26	43 + 10	87	3.6
EMILY-O	14.8	26	44 + 10	89	4.5
EMILY-O-90	14.8	26	45 + 10	89	4.2

HEIDI

www.ledil.com/heidi

Compatibility: Up to 3535 size LED packages

name	d	typ. FWHM	typ. eff.	typ. cd/lm
HEIDI-RS	21.6	8	92	21.8
HEIDI-D	21.6	10	90	14.8
HEIDI-SS	21.6	15	90	6.8
HEIDI-M	21.6	26	89	3.8
HEIDI-W	21.6	32	87	2.6
HEIDI-W2	21.6	45	80	1.1
HEIDI-O	21.6	49 + 11	87	4.5
HEIDI-O-90	21.6	13 + 44	87	4.7
HEIDI-REC-90	21.6	36 + 57	78	1.3

FWHM angles, efficiencies and cd/lm values contained herein are typical values. Actual measured values depend of the specific LED/optic combination. Go to ledil.com for LED specific values and product datasheets.

The information contained herein is the property of Ledil Oy, Joensuunkatu 13, FI-24100 SALO, Finland, and is subject to change without prior notice. Please visit ledil.com for additional information, such as the latest photometric files, 3D mechanical models, and application notes relating to handling, gluing and taping.

NEW

BELLA

www.ledil.com/bella

Compatibility: Up to 7070 size LED packages

name	beam type	h	d	typ. FWHM	typ. eff.	typ. cd/lm
BELLA-SQ-HC	half-C	11.9	25 x 25	asymm.	87	0.4
BELLA-SQ-HVSM	half-VSM	11.9	25 x 25	asymm.	87	0.4

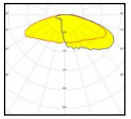

BELLA-SQ-HC

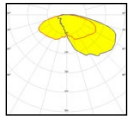

BELLA-SQ-HVSM

KIKI

www.ledil.com/kiki

Compatibility: Up to 3535 size LED packages

name	beam type	h	d	typ. FWHM	typ. eff.	typ. cd/lm
KIKI-A	wide area lighting	5.9	21.6 x 14	163	92	0.3

JULIA

www.ledil.com/julia

Compatibility: Up to 3535 size LED packages

name	beam type	h	d	typ. FWHM	typ. eff.	typ. cd/lm
JULIA-A	wide area lighting	4.8	18.8	88 + 160	90	0.2

LOTTA

www.ledil.com/lotta

Compatibility: Up to 3535 size LED packages

name	beam type	h	d	typ. FWHM	typ. eff.	typ. cd/lm
LOTTA-A	wide area lighting	3.6	19.6 x 15.4	168	88	0.3

EMMA

www.ledil.com/emma

Compatibility: Up to 3535 size LED packages

name	beam type	h	d	typ. FWHM	typ. eff.	typ. cd/lm
EMMA-360	side emitter	5.7	9.9 x 9.9	170	92	0.4

STRADA-S

www.ledil.com/strada-s

Compatibility: Up to 3535 size LED packages

name	beam type	h	d	typ. FWHM	typ. eff.	typ. cd/lm
STRADA-S	side emitter	6.9	19.6 x 15.5	144 + 170	93	0.4

SIRI

www.ledil.com/siri

Compatibility: Up to 3535 size LED packages

name	beam type	h	d	typ. FWHM	typ. eff.	typ. cd/lm
SIRI-A	wide area lighting	4.2	13.9 x 13.9	74 + 134	95	0.3
SIRI-DOME	LED cover, no effect on the light	4.9	13.9 x 13.9	144	97	0.2
SIRI-DIFF		4.9	13.9 x 13.9	144	95	0.2

KIKI-A

JULIA-A

LOTTA-A

EMMA-360

STRADA-S



SIRI-A

FWHM angles, efficiencies and cd/lm values contained herein are typical values. Actual measured values depend of the specific LED/optic combination. Go to ledil.com for LED specific values and product datasheets.

Single lenses

LEIA

HELENA-A

EMERALD-ER1

ZOE-30-ZOOM

LEIA

www.ledil.com/leia

Compatibility: Designed for single chip 3535 LED packages, compatible with up to 7070 size LED packages

name	beam type	h	d	typ. FWHM	typ. cd/lm
LEIA-S	ultra-narrow spot	51.3	46.7	3	68.0
LEIA-S + LEIA-SUB-O	narrow oval	53	46.7	50 + 5	5.0
additional accessories					
LEIA-SUB-O	narrow oval sublens				

HELENA

www.ledil.com/helena

Compatibility: All LED types

name	beam type	h	d	typ. FWHM	typ. eff.	typ. cd/lm
HELENA-A	medium	11	72.8	19	68	4.0
HELENA-B	medium	11	72.8	24	74	2.1

EMERALD

www.ledil.com/emerald

Compatibility:
– EMERALD: Up to 5050 size LED packages
– EMERALD-MAXI: Up to 7070 size LED packages

EMERALD						
name	beam type	h	d	typ. FWHM	typ. eff.	typ. cd/lm
EMERALD-A	rectangular	7.3	21.6	150 x 20	89	1.9
EMERALD-ER1	rectangular	7.8	21.6	155 x 30	86	1.6
EMERALD-ER2	rectangular	9.3	21.6	130 x 20	86	1.8
EMERALD-AP	wide area lighting	6.9	21.6	asymm.	89	0.4
EMERALD-MAXI						
EMERALD-MAXI-A	wide area lighting	12.2	33 x 25	asymm.	92	2.0

ZOE

www.ledil.com/zoe

Compatibility: Optimized for 3535 LED packages and compatible with up 7070 LED packages

name	beam type	h	d	typ. FWHM	typ. eff.	typ. cd/lm
ZOE-30-ZOOM	zoom	20.3	31.6	13 to 42	75	10-1.5

The information contained herein is the property of Ledil Oy, Joensuunkatu 13, FI-24100 SALO, Finland, and is subject to change without prior notice. Please visit ledil.com for additional information, such as the latest photometric files, 3D mechanical models, and application notes relating to handling, gluing and taping.

FLARE-MAXI-T

CRYSTAL-RS

SEANNA-A

FLARE

www.ledil.com/flare

Compatibility:
– FLARE-MINI: Up to 3535 size packages
– FLARE: Up to 5050 size packages
– FLARE-MAXI: Up to 7070 size packages

name	h	d	typ. FWHM	typ. eff.	typ. cd/lm
FLARE					
FLARE-B	12.69	29 x 23	102 x 11	93	1.6
FLARE-C	14.55	24.5 x 24.5	87 x 8	93	3.2
FLARE-C-D	14.55	24.5 x 24.5	95 x 21	93	1.0
FLARE-MINI					
FLARE-MINI-AD	8.6	16	98 x 19	94	1.1
FLARE-MINI-AD-PIN	8.6	16	98 x 19	94	1.1
FLARE-MINI-A	8.6	16	106 x 20	94	1.1
FLARE-MINI-A-PIN	8.6	16	106 x 20	94	1.0
FLARE-MAXI					
FLARE-MAXI	16.7	33.9 x 33.3	99 x 13	94	2.3
FLARE-MAXI-D	16.7	33.9 x 33.3	108 x 15	94	1.8
FLARE-MAXI-T	15.5	43 x 28.4	82 + 21	93	1.3

CRYSTAL

www.ledil.com/crystal

Compatibility: Up to 7070 size LED packages

name	beam type	h	d	typ. FWHM	typ. eff.	typ. cd/lm
CRYSTAL-RS	real spot	28.7	49.7	5.1	89	67.9
CRYSTAL-MINE	spot	28.7	49.7	4.9	90	59.6

SEANNA

www.ledil.com/seanna

Compatibility: Up to 7070 size LED packages

name	beam type	h	d	typ. FWHM	typ. eff.
SEANNA-A	real spot	79	152.6	2.3	87

FWHM angles, efficiencies and cd/lm values contained herein are typical values. Actual measured values depend of the specific LED/optic combination. Go to ledil.com for LED specific values and product datasheets.

Single lenses

GABRIELLA

RGBX-M

GABRIELLA

www.ledil.com/gabriella

TESTED FOR TUNABLE WHITE

Compatibility: Optimized for 5050 sized and compatible with 7070 RGB LEDs

name	d	h	typ. fwhm	typ. eff.	typ.cd/lm
GABRIELLA-45					
GABRIELLA-45-S	45	29	9	90	24.0
GABRIELLA-45-M	45	29	25	86	5.0
GABRIELLA-45-W	45	29	36	81	2.2
GABRIELLA-MIDI					
GABRIELLA-MIDI-S	38	24	11	91	11.5
GABRIELLA-MIDI-M	38	24	24	88	4.0
GABRIELLA-MIDI-W	38	24	35	85	2.2
GABRIELLA-MIDI-O	38	24	11 + 33	87	6.2

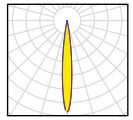
S

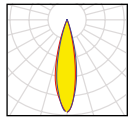
M

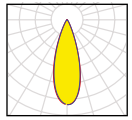
W

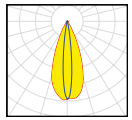
O

RGBX

www.ledil.com/rgbx

TESTED FOR TUNABLE WHITE

Compatibility: Up to 5050 size RGB LEDs

name	d	h	typ. FWHM	typ. eff.	typ.cd/lm
RGBX-SS	28	30	20	85	3.8
RGBX-M	28	30	30	70	1.3
RGBX2-S	28	30	20	77	4.6
RGBX2-M	28	30	34	68	1.5
RGBX2-O	28	30	48 + 24	66	1.5

SURI

www.ledil.com/suri

Compatibility: Optimized for 3535 and compatible up to 7070 size LED packages

name	d	h	typ. FWHM	typ. eff.	typ.cd/lm
SURI-RS	38	24	6	91	65

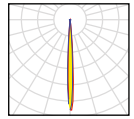
SURI-RS

The information contained herein is the property of Ledil Oy, Joensuunkatu 13, FI-24100 SALO, Finland, and is subject to change without prior notice. Please visit ledil.com for additional information, such as the latest photometric files, 3D mechanical models, and application notes relating to handling, gluing and taping.

NEW

AMY

www.ledil.com/amy

TESTED FOR TUNABLE WHITE KONNTAKT

Compatibility:
- Ø35 mm optimized for LES 6 mm
- Ø45 mm and Ø50 mm optimized for LES 10 mm
- Ø 70 mm optimized for LES 14.5 mm
- LEDiL HEKLA (with holder C)
- B+W and BJB connectors (with holder B)

name	beam type	d	h	typ. FWHM	typ. eff.	typ. cd/lm
AMY-50-S2	spot	50	10.7	15	90	4.2
AMY-50/70-RS COMING	real spot	50 / 70	10.8 / 11.8	15	90	9.0
AMY-35/45/50/70-S	spot	35 / 45 / 50 / 70	8.5 / 10.0 / 10.8 / 12.7	18	90	6.7
AMY-35/45/50/70-M	medium	35 / 45 / 50 / 70	8.5 / 10.0 / 10.9 / 12.5	24	92	4.0
AMY-35/45/50/70-W	wide	35 / 45 / 50 / 70	8.5 / 10.0 / 11.0 / 13.0	36	89	2.1
AMY-35/45/50/70-WW	extra wide	35 / 45 / 50 / 70	8.5 / 10.0 / 11.0 / 12.8	60	90	1.0
AMY-35/50/70-O NEW	oval	35 / 50 / 70	8.5 / 11.0 / 13.0	20 + 55	87	1.9
AMY-25/35/45-ZOOM NEW	zoom	25 / 35 / 45	11.9* / 16.5* / 20.4*	20 to 50	80	4.1-1.0

* Measured from the heat sink: Height comprises holder, lens, and sublens measurement


AMY-50-S2

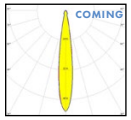

AMY-50/70-RS


AMY-35/45/50/70-S

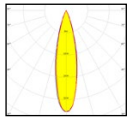
AMY-35/45/50/70-M

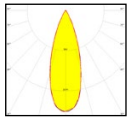
AMY-35/45/50/70-W

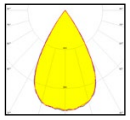
AMY-35/45/50/70-WW

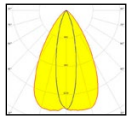
AMY-35/45/50/70-O

AMY-25/35/45-ZOOM

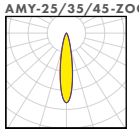
Spot | 20°

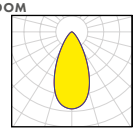
Full | 50°

FWHM angles, efficiencies and cd/lm values contained herein are typical values. Actual measured values depend of the specific LED/optic combination. Go to ledil.com for LED specific values and product datasheets.

YASMEEN

www.ledil.com/yasmeen

TESTED FOR TUNABLE WHITE KONNTAKT

Compatibility:
- Ø30 mm: Up to 7070 size LED packages
- Ø50 mm: LES 6-10 mm
- Ø70 mm: LES 10-14.5 mm
- LEDiL HEKLA (with holder C)
- B+W and BJB connectors (with holder B)

name	d	h	typ. FWHM	typ. eff.	typ.cd/lm
YASMEEN-30/70-RS COMING	30 / 70	18.2 / 39.9	14	90	22.7
YASMEEN-35/50/70-S	35 / 50 / 70	18 / 30.5 / 39.9	15	85	8.0
YASMEEN-35/50/70-M	35 / 50 / 70	18 / 30.5 / 39.9	24	85	5.0
YASMEEN-35/50/70-W	35 / 50 / 70	18 / 30.5 / 39.9	36	85	2.0
YASMEEN-35/50/70-WW	35 / 50 / 70	18 / 30.5 / 39.9	60	85	1.0
YASMEEN-50/70-ZOOM NEW	52.5 / 72.9	37 / 49.1	15 to 45	80	6-1



YASMEEN-30/70-RS

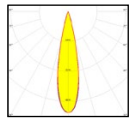
YASMEEN-35/50/70-S

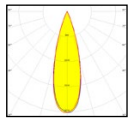
YASMEEN-35/50/70-M

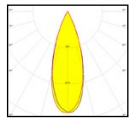
YASMEEN-35/50/70-W

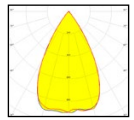
YASMEEN-35/50/70-WW

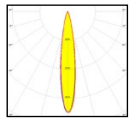
YASMEEN- 50/70-ZOOM
Spot | 15°

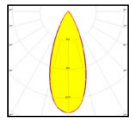
Full | 45°

The information contained herein is the property of Ledil Oy, Joensuunkatu 13, FI-24100 SALO, Finland, and is subject to change without prior notice. Please visit ledil.com for additional information, such as the latest photometric files, 3D mechanical models, and application notes relating to handling, gluing and taping.

RONDA

RONDA

www.ledil.com/ronda

KONNTAKT

Compatibility:
– LES sizes up to 16 mm, asymmetric up to 14.5 mm
– Holder A: LEDiL baseparts with A-interface (page 42)
Holder B: 3rd party baseparts compatible with B-interface (page 42)
Holder C: LEDiL HEKLA baseparts (page 43)

name	beam type	d (hld a/b)	d (hld c)	typ. FWHM	typ. eff.	typ. cd/lm
RONDA-S	spot	69.9	53.9	27	85	1.8
RONDA-W	wide	69.9	53.9	43	87	1.6
RONDA-WW	extra wide	69.9	53.9	62	89	0.8
RONDA-WWW	extra² wide	69.9	53.9	90	87	0.5
RONDA-REC-60	rectangular	69.9	53.9	58 + 58	89	0.8
RONDA-REC-90	rectangular	69.9	53.9	80	87	0.5
RONDA-O	oval	69.9	53.9	49 + 30	86	1.4
RONDA-WAS	asymm.	69.9	53.9	asymm.	86	1.1
RONDA-WAS2	asymm.	69.9	53.9	asymm.	89	0.9
RONDA-ZT45	double asymmetric	69.9	53.9	asymm.	85	0.5

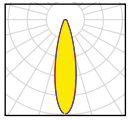
S

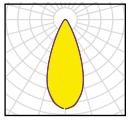
W

WW

WWW

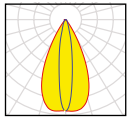
O

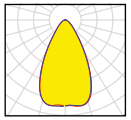
REC-60

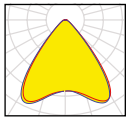
REC-90

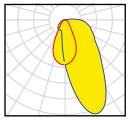
WAS

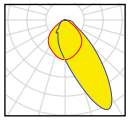
WAS2

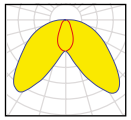
ZT45

FWHM angles, efficiencies and cd/lm values contained herein are typical values. Actual measured values depend of the specific LED/optic combination.
Go to ledil.com for LED specific values and product datasheets.

ILONA-ZOOM

ILONA

www.ledil.com/ilona

TESTED FOR TUNABLE WHITE

KONNTAKT

Compatibility:
– Optimized for 6-9 mm and compatible with up to 14.5 mm LES size COBs
– LEDiL HEKLA baseparts (page 43)

name	d	h	typ. FWHM	typ. eff.	typ.cd/lm
ILONA-RS	50	29.2	10	94	15.0
ILONA-SS	50	29.3	14	90	12.0
ILONA-M	50	29.7	25	92	4.5
ILONA-W	50	29.7	36	89	2.0
ILONA-WW	50	29.4	57	84	1.0
ILONA-ZOOM	52.5	33.2	13 to 48	82	9.5-1.0

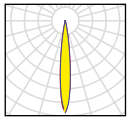
ILONA-RS

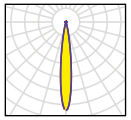
ILONA-SS

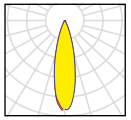
ILONA-M

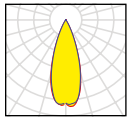
ILONA-W

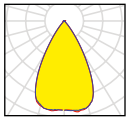
ILONA-WW

ILONA-ZOOM

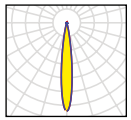
Spot | 13.5°

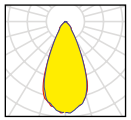
Full | 46°

The information contained herein is the property of Ledil Oy, Joensuunkatu 13, FI-24100 SALO, Finland, and is subject to change without prior notice. Please visit ledil.com for additional information, such as the latest photometric files, 3D mechanical models, and application notes relating to handling, gluing and taping.

CARMEN-50

WINNIE-M

WINNIE-M-C

CARMEN

www.ledil.com/carmen

KONNTAKT

Compatibility:
– CARMEN-50: LES sizes up to 10 mm
  CARMEN-70: LES sizes up to 11 mm
– Holder B: (CARMEN-70-S, -M, -W): 3rd party baseparts compatible with B-interface (page 42)
  Holder C: LEDiL HEKLA baseparts (page 43)
– CARMEN-70-SHD: CARMEN-RS and -SS

name	beam type	h	d
CARMEN-50/70-RS	real spot	25.5 / 36.3	50 / 70
CARMEN-50/70-S	spot	25.5 / 36.3	50 / 70
CARMEN-50/70-M	medium	25.5 / 36.3	50 / 70
CARMEN-70-M2	medium	36.3	70
CARMEN-50/70-W	wide	25.5 / 36.3	50 / 70
CARMEN-50/70-RS-WHT	real spot	25.5 / 36.3	50 / 70
CARMEN-50/70-S-WHT	spot	25.5 / 36.3	50 / 70
CARMEN-50/70-M-WHT	medium	25.5 / 36.3	50 / 70
CARMEN-50/70-W-WHT	wide	25.5 / 36.3	50 / 70

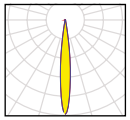
RS

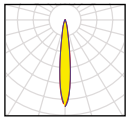
S

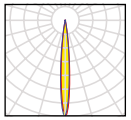
SS

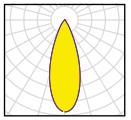
M

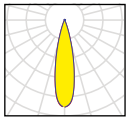
M2

W

WINNIE

www.ledil.com/winnie

KONNTAKT

Compatibility:
– COBs with LES sizes up to 21 mm
– WINNIE-HOLDER: 3rd party baseparts compatible with B-interface (page 42)
– Holder-C: LEDiL HEKLA baseparts (page 43)

name	beam type	h	d	typ. FWHM	typ. eff.	typ. cd/lm
WINNIE-S	spot	19.3	49.8	22	88	3.4
WINNIE-M	medium	19.3	49.8	35	86	1.8
WINNIE-W	wide	19.3	49.8	50	88	1.3
WINNIE-WW	extra wide	19.3	49.8	70	83	0.7
WINNIE-O	oval	19.3	49.8	63 + 24	89	1.5

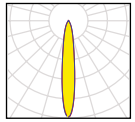
S

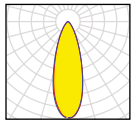
M

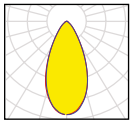
W

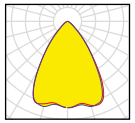
WW

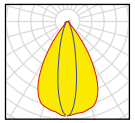
O

FWHM angles, efficiencies and cd/lm values contained herein are typical values. Actual measured values depend of the specific LED/optic combination.
Go to ledil.com for LED specific values and product datasheets.

MOLLY

MOLLY

www.ledil.com/molly

Compatibility:
– Optimized for 14.5 mm LES and compatible up to 19 mm LES
– LEDiL baseparts with A-interface (page 42)
– B-versions: 3rd party baseparts compatible with B-interface (page 42)

name	beam type	h	d	typ. FWHM
MOLLY-S	spot	24.8	69.8	25
MOLLY-M	medium	23.6	69.8	37
MOLLY-W	wide	22.1	69.8	60

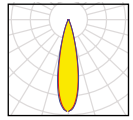
S

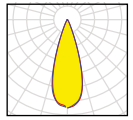
M

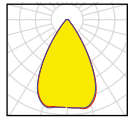
W

The information contained herein is the property of Ledil Oy, Joensuunkatu 13, FI-24100 SALO, Finland, and is subject to change without prior notice. Please visit ledil.com for additional information, such as the latest photometric files, 3D mechanical models, and application notes relating to handling, gluing and taping.


SAGA-HB-IP-WHT

ZORYA-MINI / ZORYA

OLGA-S

SAGA

www.ledil.com/saga

UV-A-B

Compatibility:
– COB's with LES sizes up to 14 mm
– 3rd party connectors from Bender+Wirth

name	beam type	h	d	typ. FWHM	typ. eff.	typ. cd/lm
SAGA-HB-IP-WHT	high bay	12	50	62	90	0.8

ZORYA

www.ledil.com/zorya

UV-A-B-C

KONNTAKT

Compatibility:
– ZORYA-SC: LES sizes from 6 mm to 24 mm
– ADAPTER-B: 3rd party baseparts with B-interface (page 42)
ADAPTER-C: LEDiL HEKLA baseparts (page 43)
– ZORYA-MINI: For high power LEDs up to 7070 size packages

ZORYA

name		h	d	typ. eff.	typ. FWHM
ZORYA-SC		35	55	94	245
ZORYA-SC-B	BJB 47.319.2021 compatible	35	55	94	245
ZORYA-SC-C	HEKLA compatible	35	55	94	245

ZORYA-MINI

name	h	d	typ. eff.	typ. FWHM
ZORYA-MINI	14.6	22	94	145

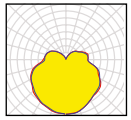
ZORYA-SC

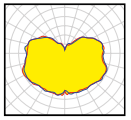
ZORYA-MINI

OLGA

www.ledil.com/olga

Compatibility: Up to 7070 size LED packages

name	d	h	typ. FWHM	typ. eff.	typ.cd/lm
OLGA-RS	30 / 32	18.5 / 19.1	9	92	25.0
OLGA-S	30 / 32	18.5 / 19.1	11	87	13.6
OLGA-M	30 / 32	18.5 / 19.1	25	85	2.8
OLGA-W	30 / 32	18.5 / 19.1	40	89	2.2
OLGA-WW **NEW**	30 / 32	18.5 / 19.1	60	85	0.8
OLGA-WAS	30 / 32	18.5 / 19.1	asymm.	81	1.1
OLGA-O	30 / 32	18.5 / 19.1	10 + 40	90	5.0

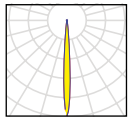
RS

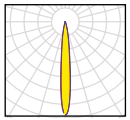
S

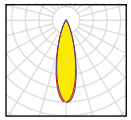
M


W

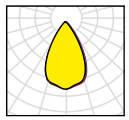
WW

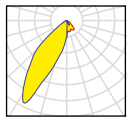
WAS

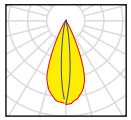
O

FWHM angles, efficiencies and cd/lm values contained herein are typical values. Actual measured values depend of the specific LED/optic combination.
Go to ledil.com for LED specific values and product datasheets.

SATU

www.ledil.com/satu

Compatibility: Up to 3535 size LED packages

name	beam type	LEDs	h	d	typ. FWHM	typ. eff.	typ. cd/lm
SATU-S	spot	3	8.9	21.8	19	90	4.9
SATU-M	medium	3	8.9	21.8	27	91	2.9
SATU-W	wide	3	8.9	21.8	33	86	1.9
SATU-O	oval	3	8.9	21.8	42 + 22	86	2.5

CUTE

www.ledil.com/cute

CUTE-3

Compatibility: Up to 5050 size packages

name	beam type	LEDs	h	d	typ. FWHM	typ. eff.	typ. cd/lm
CUTE-3-S	spot	3	15	35	11	94	5.7
CUTE-3-SS	SS	3	15	35	12	90	11.3
CUTE-3-M	medium	3	15	35	24	88	3.8
CUTE-3-W	wide	3	15	35	39	83	1.6
CUTE-3-WW	extra wide	3	15	35	58	93	0.8

GT3

www.ledil.com/gt3

Compatibility: Up to 3535 size LED packages

GT3-S	spot	3	9	35	18	90	4.5
GT3-M	medium	3	9	35	30	89	2.2
GT3-W	wide	3	9	35	40	88	1.6
GT3-WW	extra wide	3	9	35	47	90	1.1

GT4

www.ledil.com/gt4

Compatibility: Up to 3535 size LED packages

GT4-S	spot	4	9	35	21	90	3.3
GT4-M	medium	4	9	35	28	88	2.5
GT4-W	wide	4	9	35	38	89	1.7
GT4-WW	extra wide	4	9	35	53	90	1.1

SATU-O

CUTE

GT3-M

GT4

The information contained herein is the property of Ledil Oy, Joensuunkatu 13, FI-24100 SALO, Finland, and is subject to change without prior notice. Please visit ledil.com for additional information, such as the latest photometric files, 3D mechanical models, and application notes relating to handling, gluing and taping.

Multi-lens arrays

ANGIE

www.ledil.com/angie

Compatibility: Up to 3535 size LED packages

name	beam type	LEDs	h	d	typ. FWHM	typ. eff.	typ. cd/lm
ANGIE-S	spot		10.7	34	12	93	11.8
ANGIE-M2	medium		10.7	34	26	88	3.3
ANGIE-W	wide		10.7	34	29	84	2.4

TAMPA

www.ledil.com/tampa

Compatibility: Up to 3535 size LED packages

name	beam type	LEDs	h	d	typ. FWHM	typ. eff.
NIS83-MX-7-M	medium	7	11.4	38	20	90
NIS83-MX-7-W	wide	7	11.4	38	37	89
NIS83-MX-7-WW	extra wide	7	11.4	38	57	87

ANNA

www.ledil.com/anna

Compatibility: Up to 3535 size LED packages

ANNA-40

name	beam type	LEDs	d	h	typ. FWHM	typ. eff.	typ. cd/lm
ANNA-40-5-S		5					
ANNA-40-6-S	spot	6	40	10.7	15	91	8.5
ANNA-40-7-S		7					
ANNA-40-6-M	medium	6	40	10.7	22	88	3.7
ANNA-40-7-M		7					
ANNA-40-7-M2	medium	7	40	10.7	25	87	3.2
ANNA-40-4-W		4					
ANNA-40-6-W	wide	6	40	10.7	32	86	1.9
ANNA-40-7-W		7					
ANNA-40-7-WW	extra wide	7	40	12.5	64	90	0.9

ANNA-50

ANNA-50-3-S	spot	3	50	10.7	15	91	8.5
ANNA-50-7-S		7					
ANNA-50-3-M	medium	3	50	10.7	22	88	3.7
ANNA-50-7-M		7					
ANNA-50-3-W		3					
ANNA-50-4-W	wide	4	50	10.7	32	86	1.9
ANNA-50-6-W		6					
ANNA-50-7-W		7					

ANGIE-S

NIS83-MX-7-M

ANNA-40-7-M

TUIJA

www.ledil.com/tuija

Compatibility: Up to 3535 size LED packages

name	beam type	LEDs	h	d	typ. FWHM	typ. eff.	typ. cd/lm
TUIJA-3-SS	smooth spot	3	14.5	50	12	90	12.9
TUIJA-3-M	medium	3	14.5	50	16	84	5.6
TUIJA-3-M2	medium	3	14.5	50	35	87	2
TUIJA-3-W	wide	3	14.5	50	53	86	0.9

SANDRA

www.ledil.com/sandra

Compatibility: Up to 3535 size LED packages

name	beam type	LEDs	h	d	typ. FWHM	typ. eff.	typ. cd/lm
SANDRA-12-S	spot	12	11.1	67	14	91	13.2
SANDRA-12-M	medium	12	11.1	67	28	88	2.4
SANDRA-12-W	wide	12	11.1	67	31	88	2.4
SANDRA-12-O	oval	12	11.1	67	42 + 19	90	2.8

VIRPI

www.ledil.com/virpi

Compatibility: Up to 3535 size LED packages

name	beam type	LEDs	h	d	typ. FWHM	typ. eff.	typ. cd/lm
VIRPI-S	spot	25	9.4	74.9 x 74.9	15	94	7.5
VIRPI-M	medium	25	9.4	74.9 x 74.9	29	92	2.7
VIRPI-W	wide	25	9.4	74.9 x 74.9	42	91	1.6

IDA

www.ledil.com/ida

Compatibility: Up to 3535 size mid-power LED packages

name	beam type	LEDs	h	d	typ. FWHM	typ. eff.
IDA16-M	narrow	16	9.2	50 x 50	40	92
IDA16-WW	very wide	16	9.2	50 x 50	71	93
IDA16-O	oval	16	9.2	50 x 50	90 + 33	92

TUIJA

SANDRA-12-O


VIRPI-M

IDA16-WW

FWHM angles, efficiencies and cd/lm values contained herein are typical values. Actual measured values depend of the specific LED/optic combination. Go to ledil.com for LED specific values and product datasheets.

The information contained herein is the property of Ledil Oy, Joensuunkatu 13, FI-24100 SALO, Finland, and is subject to change without prior notice. Please visit ledil.com for additional information, such as the latest photometric files, 3D mechanical models, and application notes relating to handling, gluing and taping.

FLORENTINA

www.ledil.com/florentina

FLORENTINA-12X1

Compatibility: LEDiL standard TINA/TINA2 lenses (up to 3535 LED size packages)

name	beam type	h	d	typ. FWHM	typ. eff.	typ. cd/lm
FLORENTINA-HLD-RS	real spot	25.1	29 x 287	11	84	16.7
FLORENTINA-HLD-D	diffused spot	25.1	29 x 287	13	84	9.6
FLORENTINA-HLD-SS	smooth spot	25.1	29 x 287	21	85	5.9
FLORENTINA-HLD-M	medium	25.1	29 x 287	29	81	3.3
FLORENTINA-HLD-W	wide	25.1	29 x 287	42	84	1.8
FLORENTINA-HLD-WW	extra wide	25.1	29 x 287	50	78	1.1
FLORENTINA-HLD-BW	batwing	25.1	29 x 287	60	81	1.0
FLORENTINA-HLD-O	oval	25.1	29 x 287	35 + 12	83	5.1

FLORENTINA-1

Compatibility: LEDiL standard ROSE lenses up to 5050 size and ROSE-MRK lenses up to 7070 size LED packages

FLORENTINA-1-RS-60	real spot	31.9	40 x 40	16	80	9.3
FLORENTINA-1-SS-60	smooth spot	31.9	40 x 40	18	83	7
FLORENTINA-1-D-60	diffused spot	31.9	40 x 40	21	77	5.1
FLORENTINA-1-M-60	medium	31.9	40 x 40	31	78	2.6
FLORENTINA-1-W-60	wide	31.9	40 x 40	44	71	1.3
FLORENTINA-1-O-60	oval	31.9	40 x 40	44 + 20	72	2.8
FLORENTINA-1-MRK-S-60	spot	31.9	40 x 40	26	68	2.3
FLORENTINA-1-MRK-M-60	medium	31.9	40 x 40	40	75	1.4
FLORENTINA-1-MRK-W-60	wide	31.9	40 x 40	57	70	0.7
FLORENTINA-1-MRK-BW	batwing	31.9	40 x 40	60	63	0.7

FLORENTINA-2X2

Compatibility: LEDiL standard ROSE lenses up to 5050 size and ROSE-MRK lenses up to 7070 size LED packages

FLORENTINA-2X2-RS	real spot	28.5	95.6 x 95.6	16	78	7.4
FLORENTINA-2X2-D	diffused spot	28.5	95.6 x 95.6	19	77	5.5
FLORENTINA-2X2-SS	smooth spot	28.5	95.6 x 95.6	20	79	5.4
FLORENTINA-2X2-M	medium	28.5	95.6 x 95.6	30	75	2.4
FLORENTINA-2X2-W	wide	28.5	95.6 x 95.6	49	70	1.0
FLORENTINA-2X2-O	oval	28.5	95.6 x 95.6	44 + 18	70	2.5
FLORENTINA-2X2-MRK-S	spot	28.5	95.6 x 95.6	28	68	2.1
FLORENTINA-2X2-MRK-M	medium	28.5	95.6 x 95.6	42	74	1.4
FLORENTINA-2X2-MRK-W	wide	28.5	95.6 x 95.6	53	94	0.7
FLORENTINA-2X2-MRK-BW	batwing	28.5	95.6 x 95.6	64	63	0.7

FLORENTINA-4X1

Compatibility: LEDiL standard ROSE lenses up to 5050 size and ROSE-MRK lenses up to 7070 size LED packages

FLORENTINA-4X1-RS	real spot	28.5	175.6 x 55.6	10	82	19.0
FLORENTINA-4X1-SS	smooth spot	28.5	175.6 x 55.6	16	81	8.5
FLORENTINA-4X1-D	diffused spot	28.5	175.6 x 55.6	18	77	6.6
FLORENTINA-4X1-M	medium	28.5	175.6 x 55.6	30	75	2.4
FLORENTINA-4X1-W	wide	28.5	175.6 x 55.6	36	69	1.5
FLORENTINA-4X1-O	oval	28.5	175.6 x 55.6	44 + 15	74	3.0
FLORENTINA-4X1-MRK-S	spot	28.5	175.6 x 55.6	28	77	2.1
FLORENTINA-4X1-MRK-M	medium	28.5	175.6 x 55.6	39	75	1.5
FLORENTINA-4X1-MRK-W	wide	28.5	175.6 x 55.6	49	73	0.8
FLORENTINA-4X1-MRK-BW	batwing	28.5	175.6 x 55.6	64	63	0.7

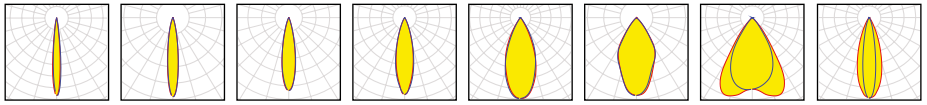

RS D SS M W WW BW O

FWHM angles, efficiencies and cd/lm values contained herein are typical values. Actual measured values depend of the specific LED/optic combination. Go to ledil.com for LED specific values and product datasheets.



LINDA

www.ledil.com/linda

LINDA-24

Compatibility: Single row mid-power up to 24 mm wide Zhaga PCBs

name	beam type	h	d *	typ. FWHM	typ. eff.	typ. cd/lm
LINDA-WWW	extra wide	6.3	26 x 1140	110 + 100	90	0.3
LINDA-WW	wide	5.3	26 x 1140	65 + 100	90	0.4
LINDA-WW2	wide	5.3	26 x 1140	97 + 87	89	0.4
LINDA-W60	wide	6.3	26 x 1140	60 + 90	88	0.4
LINDA-O	oval	4.9	26 x 1140	40 + 100	88	0.5
LINDA-ZT25	asymmetric	6.5	26 x 1140	asymm.	89	0.5
LINDA-Z2T25	double asymmetric	5.3	26 x 1140	asymm.	89	0.4
LINDA-UP	wide-area lighting	7.8	26 x 1140	105 + 145	88	0.2
LINDA-UP2	wide-area lighting	11.4	26 x 1140	165 + 130	88	0.3

* Custom lengths available upon request valid for both LINDA-24 and LINDA-40

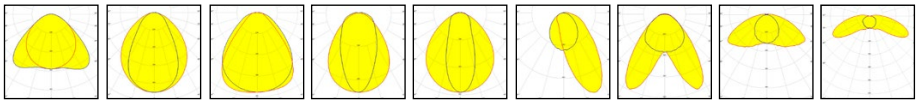

WWW WW WW2 W60 O ZT25 Z2T25 UP UP2

LINDA-40

NEW

Compatibility: Single row mid-power up to 24 mm wide Zhaga PCBs

name	beam type	h	d	typ. FWHM	typ. eff.
LINDA-40-WW	wide	9	40 x 1140	90	88
LINDA-40-W	wide	9	40 x 1140	60	84
LINDA-40-O	oval	9	40 x 1140	86 + 40	87
LINDA-40-ZT25	asymmetric	9	40 x 1140	asymm.	83
LINDA-40-Z2T25	double asymmetric	9	40 x 1140	asymm.	84

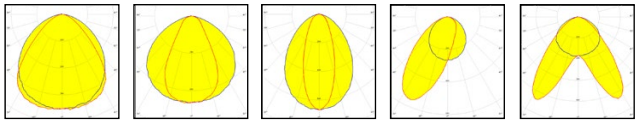

WW W O ZT25 Z2T25

The information contained herein is the property of Ledil Oy, Joensuunkatu 13, FI-24100 SALO, Finland, and is subject to change without prior notice. Please visit ledil.com for additional information, such as the latest photometric files, 3D mechanical models, and application notes relating to handling, gluing and taping.

FLORENCE

www.ledil.com/florence

FLORENCE-3R

Compatibility: Range of 3 x 11 high-power LED modules with up to 5050 size packages

name	beam type	typ. FWHM	typ. eff.	typ. cd/lm
FLORENCE-Z30	medium	29	94	2.2
FLORENCE-Z60	wide	58	88	0.8
FLORENCE-Z90	extra wide	92	86	0.4
FLORENCE-Z90-B	extra wide	92	90	0.4
FLORENCE-O	oval	84 + 35	89	0.7
FLORENCE-ZT25	asymmetric	asymm.	94	0.6
FLORENCE-ZT25-S	single-sided asymmetric oval	asymm.	94	0.6
FLORENCE-3R-SHD-BLK		black shade to obtain lower UGR		
FLORENCE-3R-SHD-GR		grey shade to obtain lower UGR		
FLORENCE-3R-SHD-WHT		white shade		

FLORENCE2

Compatibility: All Zhaga 3R PCBs including 2ft PCBs

FLORENCE2-Z90	extra wide	85	94	0.6
FLORENCE2-Z60	wide	52	92	1.2

FLORENCE-3R-IP

Compatibility: Range of 3 x 11 mid-power LED modules up to 5630 size packages

FLORENCE-3R-IP-Z60	wide	60	86	0.7
FLORENCE-3R-IP-Z90	extra wide	90	88	0.4
FLORENCE-3R-IP-O	oval	84 + 40	86	0.7

FLORENCE-1R-GC

Compatibility: Mid-power LEDs up to 5630 package size

FLORENCE-1R-GC-Z60	wide	70	94	0.7
FLORENCE-1R-GC-Z90	rectangular	90	94	0.5
FLORENCE-1R-GC-ZT25	asymmetric	asymm.	92	0.8

FLORENCE-1R

Compatibility: Mid-power LEDs up to 5630 package size

FLORENCE-1R-Z60	medium	58 + 111	94	0.6
FLORENCE-1R-Z90	extra wide	90 + 110	94	0.4
FLORENCE-1R-ZT25	asymmetric	asymm.	86	1.0
FLORENCE-1R-Z2T25	double asymmetric	106 + 80	92	0.5
FLORENCE-1R-O	oval	96 + 32	94	0.9
FLORENCE-1R-MAXI-WG	asymmetric	asymm.	94	1.4
FLORENCE-1R-UP	wide area lighting	asymm.	90	0.4
FLORENCE-1R-UP-D	wide area lighting	asymm.	90	0.3
FLORENCE-1R-CLIP-A		clip for installation with 40 mm wide boards		
FLORENCE-1R-CLIP-B		clip for installation on a profile		
FLORENCE-1R-CLIP-C		clip for fastening of FLORENCE-1R optics and 24 mm wide Zhaga modules		

FWHM angles, efficiencies and cd/lm values contained herein are typical values. Actual measured values depend of the specific LED/optic combination. Go to ledil.com for LED specific values and product datasheets.

Linear lenses

www.ledil.com/florence

FLORENCE-3R

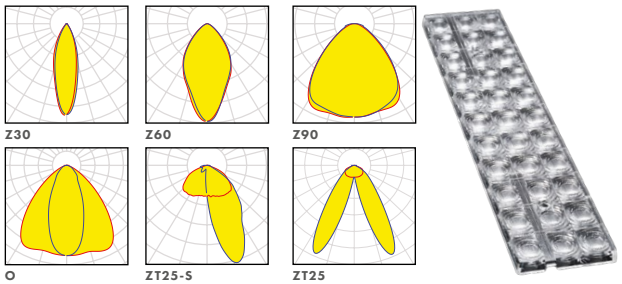

FLORENCE2

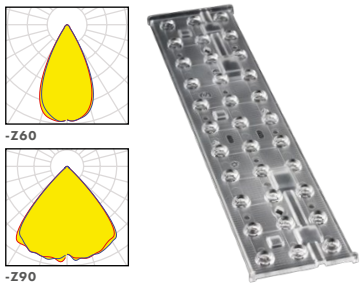

FLORENCE-3R-IP

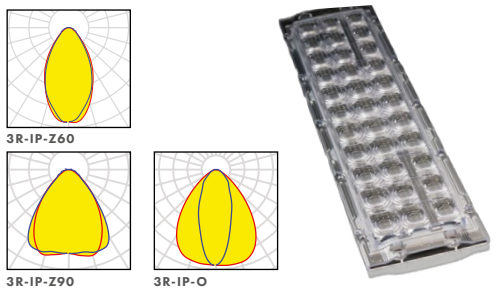

FLORENCE-1R-GC

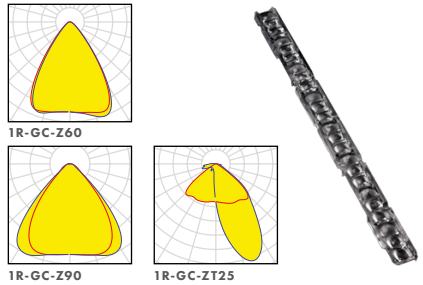

FLORENCE-1R

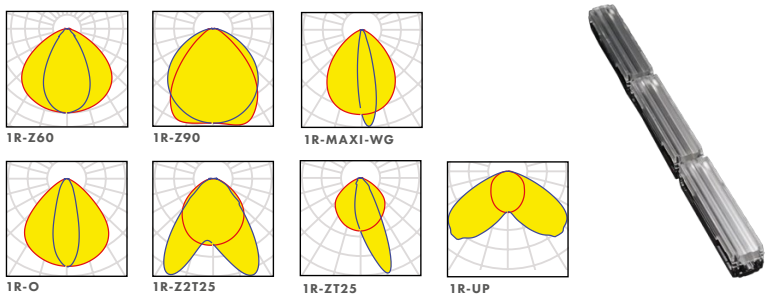

The information contained herein is the property of Ledil Oy, Joensuunkatu 13, FI-24100 SALO, Finland, and is subject to change without prior notice. Please visit ledil.com for additional information, such as the latest photometric files, 3D mechanical models, and application notes relating to handling, gluing and taping.

CLAUDIA

www.ledil.com/claudia

Compatibility: Optimized for 2835 and compatible with up to 5630 size mid-power LED packages

name	h	d	typ. FWHM	typ. eff.
CLAUDIA-60	9.6	279.3 x 29.3	60	94
CLAUDIA-90	8.1	279.3 x 29.3	81	94
CLAUDIA-Z2T25	13.6	279.3 x 29.3	asymm.	91

VIOLET

www.ledil.com/violet

UV-A-B-C

Compatibility: UV LEDs from Seoul Viosys, Nichia, etc.

name	h	d	typ. FWHM	typ. cd /lm
VIOLET-12X1-RS	8.8	295 x 42	14	8.6
VIOLET-12X1-S	8.8	295 x 42	20	1.4
VIOLET-12X1-W	8.8	295 x 42	60	0.8

DAHLIA

www.ledil.com/dahlia

Compatibility: Typical horticultural 3535 HP LEDs

name	h	d	typ. FWHM	typ. eff.
DAHLIA-TL110	11	321 x 79	120	94

VANESSA

www.ledil.com/vanessa

Compatibility: Up to 3535 size LED packages

name	beam type	LEDs	h	d	typ. FWHM	typ. eff.	typ. cd/lm
VANESSA-S	spot	12	8	295 x 16	17	90	7.1
VANESSA-M	medium	12	8	295 x 16	26	89	4.5
VANESSA-O	oval	12	8	295 x 16	42 + 19	82	2.1
VANESSA-B-S	spot	12	8	295 x 16	22	93	4.1
VANESSA-B-W	wide	12	8	295 x 16	37	92	1.7
VANESSA-B-O	oval	12	8	295 x 16	45 + 21	88	1.8

FWHM angles, efficiencies and cd/lm values contained herein are typical values. Actual measured values depend of the specific LED/optic combination. Go to ledil.com for LED specific values and product datasheets.

Linear lenses

LINNEA

www.ledil.com/linnea

LINNEA-GC2

LINNEA-GC2 delivers low UGR for high visual comfort applications with its uniformly lit, microprismatic lens surface.
Compatibility: Optimized for up to 24 mm wide mid-power PCBs and 1.0 mm thick profiles.

LINNEA-GC2-110	15.2	284 x 43	110	88
LINNEA-GC2-90	15.2	284 x 43	90	88
LINNEA-GC2-60	15.2	284 x 43	60	93
LINNEA-GC2-30	15.2	284 x 43	30	92
LINNEA-GC2-O	15.2	284 x 43	30 + 60	93
LINNEA-GC2-ZT25	15.2	284 x 43	asymm.	86
LINNEA-GC2-Z2T25	15.2	284 x 43	asymm.	86
LINNEA-GC2-WG	15.2	284 x 43	asymm.	90

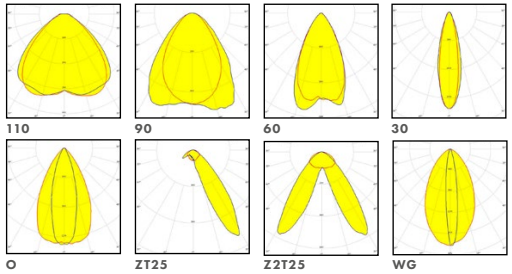

LINNEA-GC

Compatibility: Optimized for up to 24 mm wide mid-power PCBs and 1.0 mm thick profiles.
Compatible with same luminaires as basic LINNEA but requires a new PCB.

LINNEA-GC-90	9.5	285 x 40	90	85
LINNEA-GC-60	12.2	285 x 40	60	93
LINNEA-GC-O	12.8	285 x 40	73 + 43	91

LINNEA

The regular LINNEA and its clips are designed to be fastened on 1.0 mm thick and LINNEA-B for 0.5 mm thick installation surfaces
Compatibility: Optimized for the most common Zhaga mid-power 20 and 24 mm wide PCBs

name	h	d	typ. FWHM	typ. eff.
LINNEA-60 *	12	285 x 40	60	85
LINNEA-90 *	9.5	285 x 40	90	85
LINNEA-O *	12	285 x 40	35 + 70	81
LINNEA-Z2T25 *	10.3	285 x 40	asymm.	87
LINNEA-ZT25 *	9.5	285 x 40	asymm.	80
LINNEA-UP	10.3	285 x 40	asymm.	79

* B-version available

LINNEA-2R

name	h	d	typ. FWHM	typ. eff.
LINNEA-2R-O	8.6	567 x 40	90 + 30	94

LILIAN

www.ledil.com/lilian

Compatibility: Optimized for up to 20 mm wide high-power and CSP PCBs and for 1.0 mm thick profiles

name	h	d	typ. FWHM	typ. eff.
LILIAN-ON	14.8	286 x 27	10 + 60	92

SHELLY

www.ledil.com/shelly

Compatibility: Up to 3535 size LED packages

name	h	d	typ. FWHM	typ. eff.
SHELLY-T-6X1-N	7	119.8 x 19.6	asymm.	94
SHELLY-T-6X1-WAS	7.6	119.8 x 19.6	asymm.	94

The information contained herein is the property of Ledil Oy, Joensuunkatu 13, FI-24100 SALO, Finland, and is subject to change without prior notice. Please visit ledil.com for additional information, such as the latest photometric files, 3D mechanical models, and application notes relating to handling, gluing and taping.

DAISY

www.ledil.com/daisy

TESTED FOR TUNABLE WHITE

Compatibility:
– Optimized for 2835 and compatible with up to 5630 size mid-power LED packages
– Recommended to be used with two LEDs per one optic which can be up to 5630 in size
– Can be used with single domeless 5050 size LED packages
– Compatible with up to 4 ft long PCBs
– Colours: black and white (gloss or matt), also available with metallized shade
– Lenses: clear or diffused

name		h	d	typ. FWHM	typ. eff. *
DAISY-28X1					
DAISY-28X1-W2		20.2	1140 x 40	50	89
DAISY-28X1-W		20.2	1140 x 40	50	86
DAISY-28X1-WW		20.2	1140 x 40	80	85
DAISY-7X1					
DAISY-7X1-M		20.3	280 x 40	25	86
DAISY-7X1-W2		20.3	280 x 40	50	89
DAISY-7X1-W		20.3	280 x 40	56	86
DAISY-7X1-WW		20.3	280 x 40	80	85
DAISY-7X1-O		20.3	280 x 40	30 + 70	75
DAISY-7X1-FT-D	NEW	20.3	280 x 40	asymm.	72
DAISY-7X1-ZT25		20.3	280 x 40	asymm.	72
DAISY-7X1-WAS	NEW	20.3	280 x 40	asymm.	79
DAISY-2X2					
DAISY-2X2-W		21	80 x 80	55	86
DAISY-2X2-WW		21	80 x 80	80	85
DAISY-4X1					
DAISY-4X1-W		20.2	182 x 40	50	86
DAISY-4X1-WW		20.2	182 x 40	80	85
DAISY-8X1					
DAISY-8X1-M		20.3	305 x 38	27	86
DAISY-8X1-W		20.3	305 x 38	50	86
DAISY-8X1-WW		20.3	305 x 38	80	85

* typ eff values measured using black shades

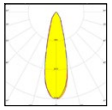
DAISY-7X1/8X1-M

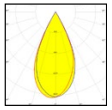
DAISY-7X1-W2

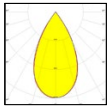
DAISY-XXX-W

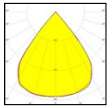
DAISY-XXX-WW

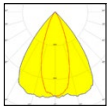
DAISY-7X1-O

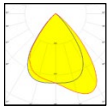
DAISY-7X1-FT-D

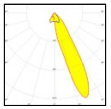
DAISY-7X1-ZT25

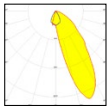
DAISY-7X1-WAS

FWHM angles, efficiencies and cd/lm values contained herein are typical values. Actual measured values depend of the specific LED/optic combination. Go to ledil.com for LED specific values and product datasheets.

Linear lenses

DAISY-MINI

www.ledil.com/daisy-mini

TESTED FOR TUNABLE WHITE

Compatibility:
– Optimized for 2835 and compatible with up to 5630 size mid-power LED packages
– Colours: black and white (gloss or matt), also available with metallized shade
– Lenses: clear or diffused

name		h	d	typ. FWHM	typ. eff.
DAISY-MINI					
DAISY-MINI-M		13.3	279.5 x 21	30	82
DAISY-MINI-W		13.3	279.5 x 21	50	86
DAISY-MINI-WW		13.3	279.5 x 21	65	84
DAISY-MINI-WWW-D	NEW	13.3	279.5 x 21	65	74


DAISY-MINI-M

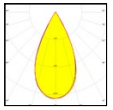
DAISY-MINI-W

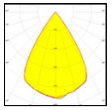
DAISY-MINI-WW

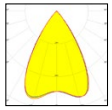
DAISY-MINI-WWW-D

BRIANNA

COMING

www.ledil.com/brianna

TESTED FOR TUNABLE WHITE

Compatibility:
– Can be used with or without shade
– Optimized for 2835 2X2 LED clusters LED packages
– Colours: black with matt or gloss finish
– Fastening methods with installation clip, side clip fastening, and top flange fastening

name	h	d	typ. FWHM	typ. eff.
BRIANNA-7X1				
BRIANNA-7X1-W	13.4	280 x 36	60	85
BRIANNA-14X1				
BRIANNA-14X1-W	13.4	280 x 36	60	85
BRIANNA-28X1				
BRIANNA-28X1-W	13.4	280 x 36	60	85


BRIANNA-
7X1/14X1/28X1-W

The information contained herein is the property of Ledil Oy, Joensuunkatu 13, FI-24100 SALO, Finland, and is subject to change without prior notice. Please visit ledil.com for additional information, such as the latest photometric files, 3D mechanical models, and application notes relating to handling, gluing and taping.

ADELIA

www.ledil.com/adelia

Ø50/70/75/110 mm premium aluminum reflector family ideal for visual perfection
Compatibility:
- Ø50 mm: optimized for 10 mm LES COBs
- Ø70 mm and Ø75 mm: optimized for 14.5 mm LES COBs
- Ø110 mm: optimized for 22 mm LES COBs
Easy mounting using ADELIA adapters
Adapters available for HEKLA and B-interface with 3rd party connectors

NEW

name	beam	h	d	typ. FWHM	typ. eff.	typ.cd/lm
ADELIA-50/70/75/110-S	spot	18 / 43 / 43 / 58	50 / 70 / 75 / 110	15	90	5
ADELIA-50/70/75/110-M	medium	18 / 43 / 43 / 58	50 / 70 / 75 / 110	24	90	3.5
ADELIA-50/70/75/110-W	wide	18 / 43 / 43 / 58	50 / 70 / 75 / 110	36	90	2
ADELIA-50/70/75/110-WW COMING	extra wide	18 / 43 / 43 / 58	50 / 70 / 75 / 110	55	90	1


ADELLA-50/70/75/110-S


ADELLA-50/70/75/110-M

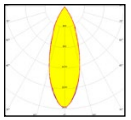
ADELLA-50/70/75/110-W

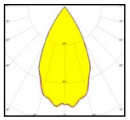
ADELLA-50/70/75/110-WW

FWHM angles, efficiencies and cd/lm values contained herein are typical values. Actual measured values depend of the specific LED/optic combination.
Go to ledil.com for LED specific values and product datasheets.

ELLA

www.ledil.com/ella

Compatibility: Optimized for 4–8 mm LES size COBs
When used with OLGA holder compatible with up to 7070 size LED packages

name	d	h	typ. FWHM	typ. eff.	typ.cd/lm
ELLA-30-S	30 / 32*	17.2 / 20*	15°	91	8.5
ELLA-30-M	30 / 32*	17.2 / 20*	28°	90	4.5
ELLA-30-W	30 / 32*	17.2 / 20*	38°	88	2.4
ELLA-30-WW	30 / 32*	17.2 / 20*	55°	90	1.3

* with holder


ELLA-30-S


ELLA-30-M

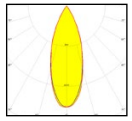
ELLA-30-W

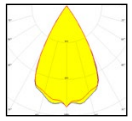
ELLA-30-WW

ALISE-50, -70, -110

www.ledil.com/alise

Ø50/70/110 mm aluminum reflector family for down- and track lights
Compatibility:
Optimized:
- Ø50 mm: LES 10 mm
- Ø70 mm: LES 14.5 mm
- Ø110 mm: LES 22 mm
Optimized for Zhaga connectors e.g. Lumawise LED holders Z35, Z45, Z50

name	beam	h	d	typ. FWHM	typ. eff.	typ. cd/lm
ALISE-50/70/110-S	spot	25 / 42 / 65	50 / 70 / 110	15	92	5.3
ALISE-50/70/110-M	medium	25 / 42 / 65	50 / 70 / 110	24	92	4.1
ALISE-50/70/110-W	wide	25 / 42 / 65	50 / 70 / 110	36	92	2.3
ALISE-50/70/110-WW	extra wide	25 / 42 / 65	50 / 70 / 110	60	91	1.0

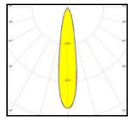
S

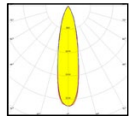
M

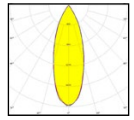
W

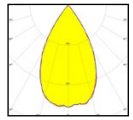
WW

The information contained herein is the property of Ledil Oy, Joensuunkatu 13, FI-24100 SALO, Finland, and is subject to change without prior notice. Please visit ledil.com for additional information, such as the latest photometric files, 3D mechanical models, and application notes relating to handling, gluing and taping.

Reflectors

LEDiL System Reflectors: One luminaire to qualify them all. Change only the reflector to use same fixture for multiple purposes. Wide LED and fastening compatibility with additional sockets for twist and lock or press fit installations. Enhance with the LEDiL's patented RZ-technology for smoother uniform light patterns.

BROOKE-G2

www.ledil.com/brooke-g2

KONNTAKT

Compatible with LEDiL HEKLA baseparts (page 43)
Compatibility: COBs with LES size up to 19 mm

name	h	d	typ. FWHM	typ. eff.	typ. cd/lm
BROOKE-G2-S	19.7	45	18	92	4.3
BROOKE-G2-M	19.7	45	28	92	2.0
BROOKE-G2-W	19.7	45	47	92	1.0
additional accessories					
BARBARA-RZ-LENS	color mixing sublens				
LEDiL HEKLA (Check compatibility on page 43 or ledil.com)					

TESTED FOR TUNABLE WHITE

Additional BARBARA-RZ-LENS colour mixing sublens needed for tunable white lighting

MIRELLA

www.ledil.com/mirella

Ø50 mm LEDiL System Reflectors compatible with various accessories, sockets and solderless connectors

MIRELLA-G2

KONNTAKT

Compatible with LEDiL HEKLA baseparts (page 43)
Compatibility: COBs with LES size up to 14 mm

name	h	d	typ. FWHM	typ. eff.	typ. cd/lm
MIRELLA-G2-S	24.8	49.9	15	90	6.6
MIRELLA-G2-M	24.8	49.9	20	90	3.4
MIRELLA-G2-W	24.8	49.9	31	91	1.9
MIRELLA-G2-WW	24.8	49.9	50	85	1.3
additional accessories					
MIRELLA-CL	clear lens				
MIRELLA-DL	diffused lens				
MIRELLA-RZL	colour mixing lens				
LEDiL HEKLA (Check compatibility on page 43 or www.ledil.com)					

TESTED FOR TUNABLE WHITE

Additional MIRELLA-RZL colour mixing lens needed for tunable white lighting

MIRELLA-PF

Press-fit fastening with LEDiL sockets
Compatibility:
– COBs with LES size up to 14 mm
– 3rd party connectors from Bender+Wirth
– LEDiL baseparts with PF-interface (page 42)

name	h	d	typ. FWHM	typ. eff.	typ. cd/lm
MIRELLA-50-S-PF	24	49.9	17	88	5.4
MIRELLA-50-M-PF	24	49.9	32	88	1.9
MIRELLA-50-W-PF	24	49.9	43	87	1.3
MIRELLA-50-XW-PF	24	49.9	78	92	0.6
additional accessories					
MIRELLA-CL	clear lens				
MIRELLA-DL	diffused lens				
MIRELLA-RZL	color mixing lens				

MIRELLA-G2

MIRELLA-PF

FWHM angles, efficiencies and cd/lm values contained herein are typical values. Actual measured values depend of the specific LED/optic combination. Go to ledil.com for LED specific values and product datasheets.

The information contained herein is the property of Ledil Oy, Joensuunkatu 13, FI-24100 SALO, Finland, and is subject to change without prior notice. Please visit ledil.com for additional information, such as the latest photometric files, 3D mechanical models, and application notes relating to handling, gluing and taping.

BARBARA

www.ledil.com/barbara

Ø70 mm LEDiL System Reflectors compatible with various accessories, sockets and solderless connectors.

KONNTAKT

BARBARA-G2

Compatible with LEDiL HEKLA baseparts (page 43)
Compatibility: COBs with LES size up to 18 mm

name	h	d	typ. FWHM	typ. eff.	typ. cd/lm
BARBARA-G2-S	41.9	70	13	91	9.8
BARBARA-G2-M	41.9	70	25	92	3.6
BARBARA-G2-W	41.9	70	40	90	1.7
BARBARA-G2-WW	41.9	70	60	92	1.1
additional accessories					
BARBARA-RZ-LENS	color mixing sublens				
LEDiL HEKLA (Check compatibility on page 43 or www.ledil.com)					

TESTED FOR TUNABLE WHITE

Additional BARBARA-RZ-LENS colour mixing sublens needed for tunable white lighting

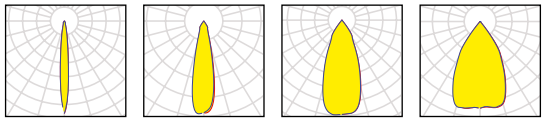

G2-S G2-M G2-W G2-WW

BARBARA-PF

Press-fit fastening for LEDiL sockets
Compatibility:
– COBs with LES size up to 19 mm
– 3rd party connectors from Bender+Wirth
– LEDiL baseparts with PF-interface (page 42)

name	h	d	typ. FWHM	typ. eff.	typ. cd/lm
BARBARA-S-PF	41.7	70	21	88	3.6
BARBARA-W-PF	41.7	70	28	85	2.5
BARBARA-WW-PF	41.7	70	64	84	1.2
BARBARA-XW-PF	41.7	70	74	90	0.7
additional accessories					
see www.ledil.com					

BARBARA-G2

BARBARA-PF

FWHM angles, efficiencies and cd/lm values contained herein are typical values. Actual measured values depend of the specific LED/optic combination. Go to ledil.com for LED specific values and product datasheets.

Reflectors

LENA / LENINA

Ø111 mm and Ø74 mm LEDiL System Reflectors compatible with various sublenses and sockets.

LENA

www.ledil.com/lena

Compatibility:
– COBs with LES size up to 35 mm
– 3rd party connectors from Bender+Wirth
– LENA/LENINA baseparts (page 42)

name	beam type	d	h	typ. FWHM	typ. eff.	typ. cd/lm
LENA-S	spot	111	86	11	85	7.6
LENA-SS	smooth spot	111	86	18	82	5.0
LENA-M	medium	111	86	22	83	2.5
LENA-W	wide	111	86	46	82	1.3
LENA-WAS	WAS	111	37	asymm.	82	1.1
additional accessories						
LENA-LENS	diffuser lens					
LENA-CLEAR-LENS	clear lens					

LENINA

www.ledil.com/lenina

Compatibility:
– COBs with LES size up to 35 mm
– 3rd party connectors from Bender+Wirth
– Available with lacquer or HMDS aluminium coating
– Easy twist and lock latching mechanism
– LENA/LENINA baseparts (page 42)

name	beam type	d	h	typ. FWHM	typ. eff.	typ. cd/lm
LENINA-S	spot	74	46	19	88	4.5
LENINA-M	medium	74	46	31	87	2.1
LENINA-W	wide	74	46	53	87	1.1
LENINA-XW	extra wide	74	46	73	89	0.6
LENINA-S-HMDS	spot	74	40	22	93	3.7
LENINA-M-HMDS	medium	74	40	37	93	1.9
LENINA-W-HMDS	wide	74	40	65	91	0.9
additional accessories						
LENINA-DL	diffuser lens					
LENINA-CL	clear lens					

LENA

LENINA

The information contained herein is the property of Ledil Oy, Joensuunkatu 13, FI-24100 SALO, Finland, and is subject to change without prior notice. Please visit ledil.com for additional information, such as the latest photometric files, 3D mechanical models, and application notes relating to handling, gluing and taping.

ANGELA / ANGELINA / ANGELETTE

Ø120 mm, Ø82 mm and Ø110 mm reflector families part of the LEDiL's System Reflectors.
ANGELA/ANGELINA/ANGELETTE-B versions available with BJB compatible interface.

TESTED FOR TUNABLE WHITE Additional ANGE-RZ colour mixing sublens needed for tunable white lighting

ANGELA

www.ledil.com/angela

Compatibility:
– COBs with LES size up to 32 mm
– LEDiL baseparts with A-interface (page 42)
– 3rd party baseparts compatible with B-interface (page 42)

name	beam type	d	h	typ. FWHM	typ. eff.	typ. cd/lm
ANGELA-S	spot	119.5	74.27	10	89	3.2
ANGELA-M	medium	119.5	74.27	32	89	2.5
ANGELA-W	wide	119.5	74.27	46	89	1.4
ANGELA-XW	wide	119.5	74.27	72	93	0.6
additional accessories						
ANGE-RZ	color mixing sublens					

ANGELINA

www.ledil.com/angelina

Compatibility:
– COBs with LES size up to 32 mm
– LEDiL baseparts with A-interface (page 42)
– 3rd party baseparts compatible with B-interface (page 42)

name	beam type	d	h	typ. FWHM	typ. eff.	typ. cd/lm
ANGELINA-S	spot	82	31	20	90	1.2
ANGELINA-M	medium	82	31	32	92	1.6
ANGELINA-W	wide	82	31	47	92	1.1
ANGELINA-XW	extra wide	82	31	91	93	0.5
additional accessories						
ANGE-RZ	color mixing sublens					

ANGELETTE

www.ledil.com/angelette

Compatibility:
– COBs with LES size up to 32 mm
– LEDiL baseparts with A-interface (page 42)
– 3rd party baseparts compatible with B-interface (page 42)

name	beam type	d	h	typ. FWHM	typ. eff.	typ. cd/lm
ANGELETTE-S	spot	110	57.3	10	90	5.3
ANGELETTE-M2	medium	110	57.3	35	88	1.4
ANGELETTE-M	medium	110	57.3	50	89	1.2
ANGELETTE-WW	extra wide	110	57.3	70	90	0.8
ANGELETTE-WAS	asymm	97x 83	84	asymm.	92	1.4
additional accessories						
ANGE-RZ	color mixing sublens					
ANGELETTE-LENS	clear lens for symmetrical ANGELETTE reflectors					
ANGELETTE-DL	diffusing lens for symmetrical ANGELETTE reflectors					

name	beam type	d	h	typ. FWHM	typ. eff.	typ. cd/lm
ANGELETTE-S-PLAIN	spot	110	57.3	10	89	8.1
ANGELETTE-M-PLAIN	medium	110	57.3	50	89	1.2
ANGELETTE-WW-PLAIN	extra wide	110	57.3	63	89	1.1
additional accessories						
ANGE-RZ	color mixing sublens					

ANGELA / ANGELINA

ANGELETTE
ANGELETTE-PLAIN

Reflectors

MINNIE

www.ledil.com/minnie

Available with or without holder. Diameter 35 mm (32.4 mm without holder), typical height ~15 mm.
Compatibility: Up to 7070 size LED packages

name	beam type	h	typ. FWHM	typ. eff.	typ. cd/lm
MINNIE-M	medium	15	24	90	2.6
MINNIE-W	wide	15	33	89	2.0
MINNIE-WWW	extra wide	15	69	91	0.9
MINNIE-XW	extra2 wide	15	90	92	0.5
MINNIE-LT-M	medium	15	21	92	2.0
MINNIE-LT-W	wide	15	29	92	2.0
MINNIE-LT-WWW	extra wide	15	62	93	0.87

BOOM

www.ledil.com/boom

Compatibility: Up to 7070 size LED packages

name	h	d	typ. FWHM	typ. cd/lm
BOOM-S	14	22.2	18	3.6
BOOM-M	14	22.2	32	1.9
BOOM-W	14	22.2	55	1.1
BOOM-XW	14	22.2	70	0.67

BRIDGET

www.ledil.com/bridget

Compatibility: Up to 7070 size LED packages and COB's with LES size up to 10 mm

name	h	d	typ. FWHM	typ. eff.	typ. cd/lm
BRIDGET-S-UNI	12.8	22.6	44	85	1.0
BRIDGET-M-UNI	12.8	22.6	52	84	1.1
BRIDGET-W-UNI	12.8	22.6	61	87	1.0

RITA

www.ledil.com/rita

Compatibility: Up to 5050 size LED packages

name	beam type	h	d	typ. eff.	typ. cd/lm
RITA-A	asymm	17	36 x 28.4	87	0.6
RITA-WAS	asymm	17	31.9 x 28.4	85	0.63

MINNIE-LT
MINNIE with holder

BOOM-XW

RITA-WAS

FWHM angles, efficiencies and cd/lm values contained herein are typical values. Actual measured values depend of the specific LED/optic combination. Go to ledil.com for LED specific values and product datasheets.

The information contained herein is the property of Ledil Oy, Joensuunkatu 13, FI-24100 SALO, Finland, and is subject to change without prior notice. Please visit ledil.com for additional information, such as the latest photometric files, 3D mechanical models, and application notes relating to handling, gluing and taping.

Baseparts



A-interface

C13584_CLAMP-VERO29 *
C16140_CLAMP-VERO29 (improved)
C13658_CLAMP-VERO13-18
C16402_CLAMP-VEROSE-13-18 *
C14036_CLAMP_CXA25-30
C14123_CLAMP-CXA15-18
C16685_CLAMP-PRV-A
C16791_CLAMP-Z45-A
C16491_XTM-ADAPTER-50-A

B-interface

C15743_XTM-ADAPTER-50-B **

LENA/LENINA interface

C14547_LENA-ADAPTER-B ***
C13186_LENA-STD-BASE-CXA15
C14146_LENA-STD-BASE-CXA18
C13324_LENA-STD-BASE-CXA25
C13868_LENA-STD-BASE-VERO13-18 *
C15570_LENA-STD-BASE2-VERO13-18
C13867_LENA-STD-BASE-VERO29 *
C15083_LENA-STD-BASE-VERO29
C11981_LENA-STD-BASE-COB-L110
C12292_LENA-STD-BASE-MEZ
C12691_LENA-STD-BASE-CLL030
C12692_LENA-STD-BASE-CLL040

PF-interface

C13083_PF-SOCKET
C13708_PF-SOCKET-VERO10
C13709_PF-SOCKET-VERO13-18 *
C13761_PF-SOCKET-CXA15
C14037_PF-NSX-SOCKET
C14115_PF-SOCKET-CXA15-18
C14636_XTM-PF-ADAPTER

A-interface (3rd party)

TE: Z50 STD PROFILE + TE OPTIC CLIP Z50 TYPE1
Osram PrevaLED Core Z 50mm + TE OPTIC CLIP Z50 TYPE1
Osram PrevaLED Core AC + TE OPTIC CLIP Z50 TYPE1
Philips/Signify Fortimo SLM holder + TE OPTIC CLIP Z50 TYPE1
Bender+Wirth COB HOLDER HYBRID 630 - 3Hook

B-interface (3rd party)

BJB 47.319
Tridonic SLE
Bender+Wirth COB HOLDER HYBRID 630 - Bayonet50

LENA/LENINA interface (3rd party)

Bender+Wirth COB HOLDER HYBRID 630 - Lena

* Enables compatibility with Bender+Wirth solderless connectors
** Compatible with ANGELA-B, ANGELINA-B, ANGELETTE-B, ZORYA-SC-B, BARBARA-G2, MIRELLA-G2, BROOKE-G2, CARMEN-50-C
*** Enables compatibility with BJB solderless connector 50 mm, Tridonic SLE

HEKLA connectors, sockets and accessories

Compatibility: One interface for a variety of LEDiL optics and COBs
Usability: Easy to use twist and lock mechanism for optics assembly and replacement with pre-fix for COBs
Durability: Long lasting materials that can handle high temperatures without losing grip
Rated voltage: 150 V
Rated current: 3 A

connectors	LED package
HEKLA-C-G2	13.5 x 13.5 mm
HEKLA-D-G2	15.85 x 15.85 mm
HEKLA-H-G2	19 x 16 mm
HEKLA-I-G2	19 x 19 mm
HEKLA-J-G2	13.35 x 13.35 mm
sockets	**LED package**
HEKLA-SOCKET-A	12.5 x 12.5 mm
HEKLA-SOCKET-B	17.85 x 17.85 mm
HEKLA-SOCKET-C	13.5 x 13.5 mm
HEKLA-SOCKET-D	15.85 x 15.85 mm
HEKLA-SOCKET-E	15.8 x 15.8 mm
HEKLA-SOCKET-F	Vero 10
HEKLA-SOCKET-G	15 x 12 mm
HEKLA-SOCKET-H	19 x 16 mm
HEKLA-SOCKET-I	19 x 19 mm
HEKLA-SOCKET-J	13.35 x 13.35 mm
HEKLA-SOCKET-K	Bender+Wirth 4xx/Typ-L8
HEKLA-SOCKET-VERO18	Vero 13, 18 and B&W 4xx /Typ-L1
XTM-ADAPTER-50-B & -C	
accessories	
HEKLA-RZ-LENS **NEW**	Colour mixing sublens for tunable white lighting

HEKLA 3rd party connectors

Bender+Wirth COB HOLDER HYBRID 630 - Hekla

* Compatible with HEKLA-RZ colour mixing sublens

FWHM angles, efficiencies and cd/lm values contained herein are typical values. Actual measured values depend of the specific LED/optic combination.
Go to ledil.com for LED specific values and product datasheets.

The information contained herein is the property of Ledil Oy, Joensuunkatu 13, FI-24100 SALO, Finland, and is subject to change without prior notice. Please visit ledil.com for additional information, such as the latest photometric files, 3D mechanical models, and application notes relating to handling, gluing and taping.

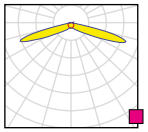

T1
IESNA Type I (medium)

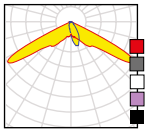

T1-A
IESNA Type I (short)

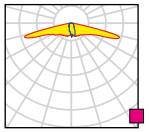

T1-M
IESNA TypeI (medium) beam for European P-class standard

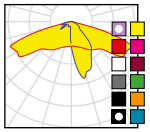

T2
IESNA Type II (medium)

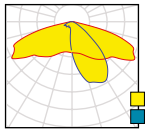

T2-B
IESNA Type II, minimized house side backlight

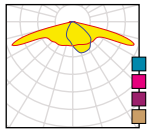

T2-C
IESNA Type II, added house side backlight

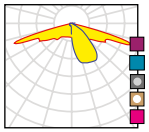

T2-M
IESNA Type II (medium)

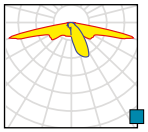

T2-L
IESNA Type II (long)

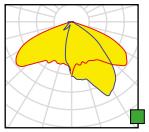

T2-S
IESNA Type II (short)

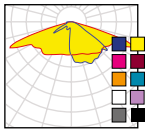

T3
IESNA Type III (medium)

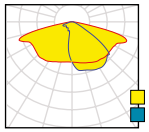

T3B / T3-B
IESNA Type III (medium), minimized backlight

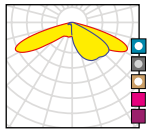

T3-M
IESNA Type III (medium)

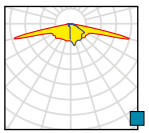

T3-L
IESNA Type III (long)

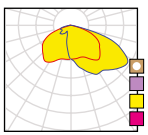

T4
IESNA Type IV

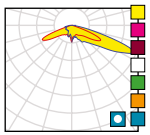

T4-B
IESNA Type IV, forward throw beam

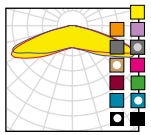

VSM
IESNA Type V (square)

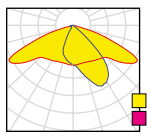

A-T
Short IESNA Type II

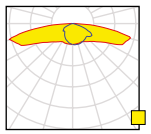

ANZ-P
Pedestrian lighting in Australia & New Zealand

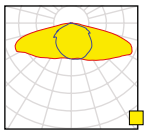

ANZ-V
Vehicular road lighting in Australia & New Zealand

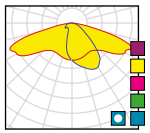

DWC / T-DWC
Universal road lighting (Typ. IESNA Type III Medium)

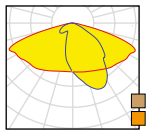

DWC2
Universal road lighting (Typ. IESNA Type III Medium)

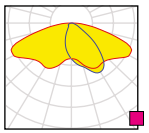

DNW
Soft wide beam with good illuminance uniformity

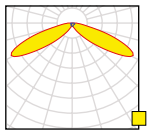

DW / T-DW
Soft wide beam with good illuminance uniformity

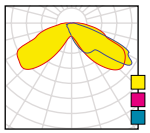

FW
Wide light distribution, residential streets, staggered pole setup

FWHM angles, efficiencies and cd/lm values contained herein are typical values. Actual measured values depend of the specific LED/optic combination.
Go to ledil.com for LED specific values and product datasheets.

Street & Area lighting

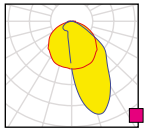

NHS
narrow beam, minimal house side light

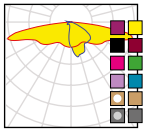

SCL
Type II/III (long), ideal for pedestrian paths and residential roads

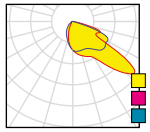

PX
Double asymm., pedestrian crossings, right side traffic

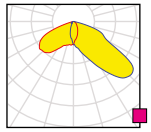

PXL
Double asymm., pedestrian crossings, left side traffic

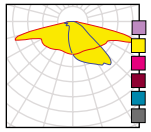

ME
Excellent longitudinal luminance uniformity fulfilling EN13201 M-class requirements

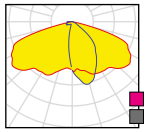

ME-N
Designed for high poles, fulfilling EN13201 M-class requirements

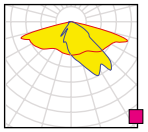

ME-WIDE1
Fulfilling EN13201 M-class requirements, added house side backlight

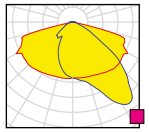

ME-WIDE2
For staggered pole setups fulfilling EN13201 M-class requirements

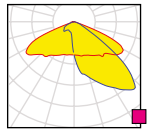

MEW
Extremely low glare fulfilling EN13201 M-class requirements for wet road surfaces in North Europe

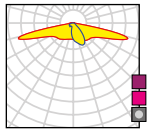

LN1
For EN13201 M-class requirements with high poles or where road width ≤ the pole height

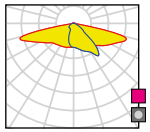

LM1
For EN13201 M-class requirements where road width ≥ the pole height

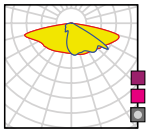

LW1
For EN13201 M-class requirements where road width > the pole height

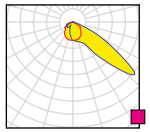

FN
Narrow forward throw beam for area lighting

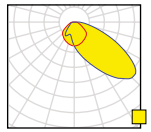

FT
Forward throw beam for area lighting

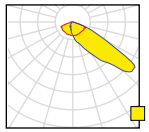

FS
Forward throw beam for area lighting

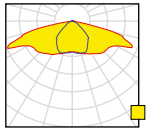

FS2
For symmetrical tunnel lighting and parking garages, ideal for catenary street lighting

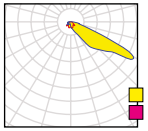

FS3
Forward throw beam optimized for European tunnels, extremely efficient lighting with counter-beam method

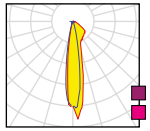

FR
Asymmetric spot light beam for floodlighting railway tracks according to Russian normative

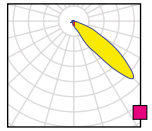

TF
Narrow forward throw beam optimized for European tunnels

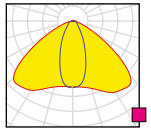

B2
For area lighting and applications demanding a wide oval beam pattern

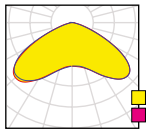

C
For area and street lighting such as parks and pedestrian walkways

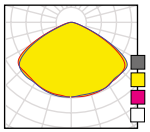

CY
For canopy lighting with batwing light distribution, suitable for symmetrical tunnel lighting

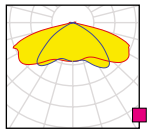

CAT
Catenary street light beam optimized for EN13201 M-classes

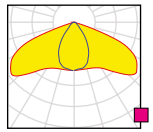

CAT-B
Narrow catenary street light beam optimized for EN13201 M-classes and tilted poles

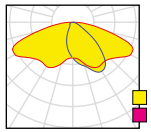

DN / T-DN
For area lighting with shorter illumination distances

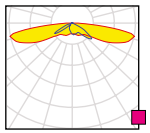

XW
Wide beam

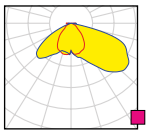

DB
For floodlighting the area between the railway tracks according to DB requirements.

The information contained herein is the property of Ledil Oy, Joensuunkatu 13, FI-24100 SALO, Finland, and is subject to change without prior notice. Please visit ledil.com for additional information, such as the latest photometric files, 3D mechanical models, and application notes relating to handling, gluing and taping.

Street & Area lighting

www.ledil.com/strada

STRADA

STRADA single lenses — PATENTED

Compatibility: Up to 3535 sized LED packages

name	dimensions	height	typ. eff.	typ. FWHM
STRADA-A	19.6 x 15.5	10.8	92	80 x 146
STRADA-A2	19.6 x 15.5	10.6	92	72 x 141
STRADA-B	19.6 x 15.5	6	93	105 x 44
STRADA-B2	19.6 x 15.5	5.3	92	111 x 47
STRADA-C	19.6 x 15.5	5.3	92	125
STRADA-C2 (NP & CLIP versions)	19.6 x 15.5	6.4	92	120
STRADA-DW	19.6 x 15.5	9.6	92	89 x 142
STRADA-T-DW	19.6 x 15.5	10.8	93	
STRADA-T-DW-EP	19.6 x 15.5	10.7	92	
STRADA-DN	19.6 x 15.5	5.9	92	107 x 58
STRADA-T-DN	19.6 x 15.5	8.9	92	
STRADA-T-DN-EP	19.6 x 15.5	8.8	91	
STRADA-FT	19.6 x 15.5	8.3	91	
STRADA-FW	19.6 x 15.5	10.9	92	
STRADA-K	19.6 x 15.5	8.7	96	
STRADA-S	19.6 x 15.5	6.9	93	149 x 159
STRADA-S-14	19.6 x 15.5	6.9	93	149 x 159
STRADA-ME	19.6 x 15.5	5.7	92	

STRADA-SQ — PATENTED

Compatibility: Up to 7070 sized LED packages

name	dimensions	height	typ. eff.	typ. FWHM
STRADA-SQ-ANZ-P	25 x 25	8.1	91	asymm.
STRADA-SQ-ANZ-V	25 x 25	8.1	93	asymm.
STRADA-SQ-CY	25 x 25	10.1	94	120 + 115
STRADA-SQ-T2	25 x 25	8.5	90	asymm.
STRADA-SQ-T2-B	25 x 25	10.4	92	asymm.
STRADA-SQ-T3	25 x 25	8.5	90	asymm.
STRADA-SQ-T3B	25 x 25	8.4	93	asymm.
STRADA-SQ-T4 (+ NP version)	25 x 25	9.4	93	asymm.
STRADA-SQ-T4-B	25 x 25	11.9	90	asymm.
STRADA-SQ-ME (+ NP version)	25 x 25	8.8	92	asymm.
STRADA-SQ-FS (+ NP version)	25 x 25	12.3	93	asymm.
STRADA-SQ-FS2	25 x 25	8.2	90	asymm.
STRADA-SQ-FS3	25 x 25	16.2	91	asymm.
STRADA-SQ-A-T	25 x 25	9.1	93	asymm.
STRADA-SQ-T-DN	25 x 25	8.5	90	asymm.
STRADA-SQ-T-DW*	25 x 25	11.4	91	asymm.
STRADA-SQ-SCL	25 x 25	9.1	94	asymm.
STRADA-SQ-T-DWC	25 x 25	9.1	93	asymm.
STRADA-SQ-VSM	25 x 25	6.9	93	152
STRADA-SQ-FT	25 x 25	12.5	90	asymm.
STRADA-SQ-PX	25 x 25	9.2	93	asymm.
STRADA-SQ-FW	25 x 25	15.3	90	asymm.

* Available also with beam direction rorated 90°

STRADA-2X2 modules — PATENTED

Compatibility: Up to 5050 sized LED packages
STRADA-2X2 glare reducing shade available in black and white. Check compatibility.

name	dimensions	height	typ. eff.	typ. FWHM
STRADA-2X2-T1 **	50 x 50	7.8	94	asymm.
STRADA-2X2-T2 **	50 x 50	7.7	94	asymm.
STRADA-2X2-T2-C	50 x 50	7.3	94	asymm.
STRADA-2X2-T2-M **	50 x 50	11.9	94	asymm.
STRADA-2X2-T3 * / **	50 x 50	7	94	asymm.
STRADA-2X2-T3-M	50 x 50	9.7	93	asymm.
STRADA-2X2-T4	50 x 50	7	94	asymm.
STRADA-2X2-T4-B **	50 x 50	9.0	93	asymm.
STRADA-2X2-ME **	50 x 50	8.2	94	asymm.
STRADA-2X2-ME-WIDE1	50 x 50	8.3	84	asymm.
STRADA-2X2-ME-WIDE2	50 x 50	7	81	asymm.
STRADA-2X2-ME-N	50 x 50	6.7	94	asymm.
STRADA-2X2-MEW	50 x 50	10.2	88	asymm.
STRADA-2X2-DWC **	50 x 50	6	93	asymm.
STRADA-2X2-DNW	50 x 50	11	93	asymm.
STRADA-2X2-A-T	50 x 50	7.3	93	asymm.
STRADA-2X2-VSM**	50 x 50	6.1	94	150
STRADA-2X2-CAT	50 x 50	6.2	94	asymm.
STRADA-2X2-CAT-B **	50 x 50	7.7	94	asymm.
STRADA-2X2-SCL **	50 x 50	7.8	94	asymm.
STRADA-2X2-FW	50 x 50	11	92	asymm.
STRADA-2X2-FN **	50 x 50	10	94	asymm.
STRADA-2X2-FR	50 x 50	11.8	93	15 + 16
STRADA-2X2-DN	50 x 50	8.1	94	asymm.
STRADA-2X2-XW	50 x 50	7	94	asymm.
STRADA-2X2-B2-STP	50 x 50	5.2	93	asymm.
STRADA-2X2-C-STP **	50 x 50	6.3	94	asymm.
STRADA-2X2-PX **	50 x 50	8	94	asymm.
STRADA-2X2-PXL	50 x 50	8	94	asymm.
STRADA-2X2-NHS	50 x 50	9.8	90	asymm.
STRADA-2X2-CY **	50 x 50	7.8	94	120
STRADA-2X2-TF	50 x 50	8.7	94	asymm.
STRADA-2X2-FS3 **	50 x 50	12	94	asymm.
STRADA-2X2-LN1	50 x 50	7.1	94	asymm.
STRADA-2X2-LM1	50 x 50	7.2	94	asymm.
STRADA-2X2-LW1	50 x 50	7.2	94	asymm.
STRADA-2X2-T1-M	50 x 50	6.5	94	asymm.
STRADA-2X2-DB	50 x 50	8.1	92	asymm.

* Available in silicone ** Available also in PC

STRADA-2X2CSP — PATENTED

Compatibility: Designed for cost driven CSP (chip scale package) LEDs, and optimized for high-power CSPs.
Can be used with a cluster of 4 CSP LEDs under one optic.

name	height	dimensions	typ. eff.	typ. FWHM
STRADA-2X2CSP-SCL	7.5	50 x 50	94	asymm.
STRADA-2X2CSP-VSM	7.0	50 x 50	94	150
STRADA-2X2CSP-T2	7.7	50 x 50	94	asymm.
STRADA-2X2CSP-T3	6.5	50 x 50	94	asymm.
STRADA-2X2CSP-T4-B	6.8	50 x 50	94	asymm.
STRADA-2X2CSP-ME	6.6	50 x 50	93	asymm.

FWHM angles, efficiencies and cd/lm values contained herein are typical values. Actual measured values depend of the specific LED/optic combination. Go to ledil.com for LED specific values and product datasheets.

The information contained herein is the property of Ledil Oy, Joensuunkatu 13, FI-24100 SALO, Finland, and is subject to change without prior notice. Please visit ledil.com for additional information, such as the latest photometric files, 3D mechanical models, and application notes relating to handling, gluing and taping.

Street & Area lighting

STRADA-2X2-5050 — PATENTED

Compatibility: Flat 5050 size LED packages

name	dimensions	height	typ. eff.	typ. FWHM
STRADA-2X2-5050-T2-C	50 x 50	7.0	85	asymm.
STRADA-2X2-5050-T2-C2	50 x 50	7.4	94	asymm.
STRADA-2X2-5050-T2-C3	50 x 50	9.7	94	asymm.
STRADA-2X2-5050-T2-M	50 x 50	7.2	79	asymm.
STRADA-2X2-5050-T3-M	50 x 50	7.3	92	asymm.
STRADA-2X2-5050-FR	50 x 50	11.8	93	asymm.
STRADA-2X2-5050-SCL	50 x 50	7.1	94	asymm.
STRADA-2X2-5050-DWC	50 x 50	7.4	93	asymm.
STRADA-2X2-5050-LN1 NEW	50 x 50	6.5	89	asymm.
STRADA-2X2-5050-LW1 NEW	50 x 50	6.5	80	asymm.

STRADA-IP-2X6 modules — PATENTED

Compatibility: Up to 5050 size LED packages

name	dimensions	height	typ. eff.	typ. FWHM
STRADA-IP-2X6-T2 *	173 x 71.4	9.2	94	asymm.
STRADA-IP-2X6-T2-B *	173 x 71.4	12.0	95	asymm.
STRADA-IP-2X6-T2-B-90	173 x 71.4	12.0	94	asymm.
STRADA-IP-2X6-T2-C-90 *	173 x 71.4	9.0	94	asymm.
STRADA-IP-2X6-T2-L	173 x 71.4	13	93	asymm.
STRADA-IP-2X6-T3 *	173 x 71.4	8.5	94	asymm.
STRADA-IP-2X6-T3-B	173 x 71.4	12.8	94	asymm.
STRADA-IP-2X6-T3-B-90	173 x 71.4	12.8	94	asymm.
STRADA-IP-2X6-T3-L *	173 x 71.4	13	94	asymm.
STRADA-IP-2X6-T4-B *	173 x 71.4	10.6	94	asymm.
STRADA-IP-2X6-DWC *	173 x 71.4	7.9	93	asymm.
STRADA-IP-2X6-DWC-90 *	173 x 71.4	9.0	94	asymm.
STRADA-IP-2X6-DWC-B	173 x 71.4	8.9	94	asymm.
STRADA-IP-2X6-ME *	173 x 71.4	8.4	94	asymm.
STRADA-IP-2X6-VSM *	173 x 71.4	9	94	140
STRADA-IP-2X6-SCL *	173 x 71.4	9.6	94	asymm.
STRADA-IP-2X6-FW	173 x 71.4	13.1	92	asymm.
STRADA-IP-2X6-PX	173 x 71.4	9.6	94	asymm.
STRADA-IP-2X6-PXL NEW	173 x 71.4	10.3	**94**	asymm.

* Available also in PC

NEW

STRADA-IP-24 modules — PATENTED

Compatibility: Flat 5050 size LED packages

name	dimensions	height	typ. eff.	typ. FWHM
STRADA-IP-24-T2-M *	173 x 71.4	9.1	93	asymm.
STRADA-IP-24-T3-M-PC ** NEW	173 x 71.4	9.0	88	asymm.
STRADA-IP-24-T4-B-PC ** NEW	173 x 71.4	12.0	TBA	asymm.
STRADA-IP-24-DWC(+PC) NEW	173 x 71.4	9.0	89	asymm.
STRADA-IP-24-VSM (+PC) NEW	173 x 71.4	9.8	91	asymm.
STRADA-IP-24-IWW-PC COMING	173 x 71.4	9.8	**93**	**asymm**

* Available also in PC
** PMMA version coming

STRADA-IP-8MX modules — PATENTED

Compatibility: Optimized for flat 5050 packages (without dome)

name	dimensions	height	typ. eff.
STRADA-IP-8MX-T2-C-PC	90 x 90	9.6	85
STRADA-IP-8MX-SCL-PC	90 x 90	11.2	86
STRADA-IP-8MX-DWC2-PC	90 x 90	10.1	89

STRADA-2X2-5050

STRADA-IP-2X6

STRADA-IP-24

STRADA-IP-8MX

STRADA-IP-16MX

STRADA-IP-16MX modules — PATENTED

Compatibility: CSP LEDs

name	dimensions	height	typ. eff.	typ. FWHM
STRADA-IP-16MX-T2-M	90 x 90	8.6	90	asymm.
STRADA-IP-16MX-T3-M	90 x 90	8.6	90	asymm.
STRADA-IP-16MX-VSM	90 x 90	8.6	90	145
STRADA-IP-16MX-T4	90 x 90	8.6	94	asymm.
STRADA-IP-16MX-SCL	90 x 90	8.6	93	asymm.

STRADA-2X2MX modules — PATENTED

Compatibility: Up to 7070 size LED packages

name	dimensions	height	typ. eff.	typ. FWHM
STRADA-2X2MX-8-DWC	90 x 90	11.3	94	asymm.
STRADA-2X2MX-8-VSM	90 x 90	13.4	94	150
STRADA-2X2MX-8-SCL	90 x 90	13.2	94	asymm.
STRADA-2X2MX-8-T4-B	90 x 90	13.2	94	asymm.
STRADA-2X2MX-8-T2	90 x 90	12.6	94	asymm.
STRADA-2X2MX-8-T2-S	90 x 90	11.1	94	asymm.

Silicone STRADA-2X2MXS modules — PATENTED

Compatibility: Up to 7070 size LED packages

name	dimensions	height	typ. eff.	typ. FWHM
STRADA-2X2MXS-DWC2	90 x 90	14	93	asymm.
STRADA-2X2MXS-VSM	90 x 90	13	92	150
STRADA-2X2MXS-T2	90 x 90	12.6	91	asymm.
STRADA-2X2MXS-T3	90 x 90	14.8	89	asymm.
STRADA-2X2MXS-T4-B	90 x 90	14.2	88	asymm.

STRADA-6X1 modules — PATENTED

Compatibility: Up to 3535 size LED packages

name	dimensions	h	typ. eff.	typ. FWHM
STRADA-T-6X1-ME	119.8 x 25.2	8.2	93	asymm.
STRADA-T-6X1-DNW	119.8 x 25.2	5.6	93	asymm.
STRADA-T-6X1-DWC	119.8 x 25.2	5.5	94	asymm.

SITARA — www.ledil.com/sitara

Compatibility: Optimized for 5050 size flat SMD LEDs

name	dimensions	height	typ. eff.	typ. FWHM
SITARA-2X2-T2	50 x 50	9.3	78	asymm.
SITARA-T1-A	18 x 18	5.9	88	asymm.
SITARA-T2	18 x 18	7.7	83	asymm.
SITARA-HB-S	18 x 18	5.0	94	35
SITARA-HB-M	18 x 18	5.7	94	65

TATIANA — www.ledil.com/tatiana

Compatibility: Up to 3535 size LED packages

name	dimensions	height	typ. FWHM	typ. eff.	typ. cd/lm
TATIANA-1X4-B	102 x 25	7.7	144 + 62	94	0.54

STRADA-2X2MX & MXS

STRADA-6X1

SITARA

TATIANA-1X4-B

FWHM angles, efficiencies and cd/lm values contained herein are typical values. Actual measured values depend of the specific LED/optic combination. Go to ledil.com for LED specific values and product datasheets.

The information contained herein is the property of Ledil Oy, Joensuunkatu 13, FI-24100 SALO, Finland, and is subject to change without prior notice. Please visit ledil.com for additional information, such as the latest photometric files, 3D mechanical models, and application notes relating to handling, gluing and taping.



STRADELLA

www.ledil.com/stradella

Compatibility:
- STRADELLA single lens: Up to 3535 size mid- and high-power LEDs
- STRADELLA-8: Up to 3535 size mid- and high-power LEDs
- STRADELLA-8-CSP: CSP LEDs (top emitting, up to 2.8 x 2.8 x 0.5 mm), Fortimo FastFlex Gen5
- STRADELLA-8-5050: For flat 5050 size LEDs
- STRADELLA-16: Up to 3535 size mid-power LEDs
- STRADELLA-IP-16: Up to 3535 size mid and high power LEDs
- STRADELLA-IP-28: Up to 3535 size mid and high power LEDs
- STRADELLA-IP-64: Up to 3535 size mid and high power LEDs

STRADELLA

name	beam type	LEDs	h	d	typ. FWHM	typ. eff.	typ. cd/lm
STRADELLA-CY	wide area lighting	1	4.7	13.9 x 13.9	115	94	0.3
STRADELLA-T2	asymmetric	1	5.0	13.9 x 13.9	asymm.	94	0.8
STRADELLA-T3	asymmetric	1	5.0	13.9 x 13.9	asymm.	94	0.7
STRADELLA-T4-B	asymmetric	1	5.2	13.9 x 13.9	asymm.	93	0.6
STRADELLA-T1-A	asymmetric	1	5.3	13.9 x 13.9	asymm.	94	0.9
STRADELLA-HB-S *	spot	1	7.5	13.9 x 13.9	27	95	1.5
STRADELLA-HB-M *	medium	1	5.7	13.9 x 13.9	58	94	0.6
STRADELLA-HB-W *	wide	1	7.1	13.9 x 13.9	87	94	0.5

* Available also in PC

STRADELLA-8

name	beam type	LEDs	h	d	typ. FWHM	typ. eff.	typ. cd/lm
STRADELLA-8-HV-ME	asymmetric	8	5.5	50 x 50	asymm.	94	0.7
STRADELLA-8-HV-ME-N	asymmetric	8	6.0	50 x 50	asymm.	92	0.7
STRADELLA-8-HV-ME3 **NEW**	asymmetric	8	**5.6**	50 x 50	asymm.	93	**0.9**
STRADELLA-8-HV-CY	wide area lighting	8	4.9	50 x 50	125 + 125	94	0.3
STRADELLA-8-T2 */**	asymmetric	8	5.7	50 x 50	asymm.	94	0.8
STRADELLA-8-T3 */**	asymmetric	8	5.7	50 x 50	asymm.	94	0.7
STRADELLA-8-VSM*	wide area lighting	8	5.5	50 x 50	143	94	0.4
STRADELLA-8-SCL */**	asymmetric	8	5.5	50 x 50	asymm.	93	0.7
STRADELLA-8-T1-A */**	asymmetric	8	5.3	50 x 50	asymm.	94	1.0
STRADELLA-8-HB-S */**	spot	8	7.5	50 x 50	27	90	1.8
STRADELLA-8-HB-M */**	medium	8	5.7	50 x 50	58	92	0.7
STRADELLA-8-HB-W */**	wide	8	7.1	50 x 50	87	94	0.5

* Available in HV versions with different pin locations allowing high voltage circuit designs
** Available also in PC

FWHM angles, efficiencies and cd/lm values contained herein are typical values. Actual measured values depend of the specific LED/optic combination.
Go to ledil.com for LED specific values and product datasheets.

Street & Area lighting

STRADELLA-8-CSP

name	beam type	LEDs	h	d	typ. FWHM	typ. eff.	typ. cd/lm
STRADELLA-8-HV-CSP-LN1	street	8	4.4	50 x 50	asymm.	96	1.0
STRADELLA-8-HV-CSP-LM1	street	8	4.8	50 x 50	asymm.	97	0.9
STRADELLA-8-HV-CSP-LW1	street	8	4.9	50 x 50	asymm.	96	0.9
STRADELLA-8-HV-CSP-VSM	street	8	4.9	50 x 50	asymm.	97	0.6
STRADELLA-8-HV-CSP-SCL	street	8	4.9	50 x 50	asymm.	90	1.0
STRADELLA-8-HV-CSP-T2-M	street	8	4.9	50 x 50	asymm.	97	1.4
STRADELLA-8-HV-CSP-T3-M	street	8	4.9	50 x 50	asymm.	97	1.2

STRADELLA-8-5050

name	beam type	LEDs	h	d	typ. FWHM	typ. eff.	typ. cd/lm
STRADELLA-8-5050-HB-W-PC	wide	8	5	50 x 50	89	88	0.5

STRADELLA-16

name	beam type	LEDs	h	d	typ. FWHM	typ. eff.	typ. cd/lm
STRADELLA-16-HB-S *	spot	16	7.5	50 x 50	27	93	1.7
STRADELLA-16-HB-M *	medium	16	5.7	50 x 50	61	93	0.7
STRADELLA-16-HB-M2	medium	16	3.2	50 x 50	55	93	1.0
STRADELLA-16-HB-W *	wide	16	7.1	50 x 50	92	94	0.5
STRADELLA-16-HB-O	asymmetric	16	4.3	50 x 50	asymm.	94	0.8
STRADELLA-16-T1-A *	asymmetric	16	4.3	50 x 50	asymm.	94	0.8
STRADELLA-16-T2	asymmetric	16	4.7	50 x 50	asymm.	91	0.5
STRADELLA-16-T3	asymmetric	16	3.7	50 x 50	asymm.	94	0.6
STRADELLA-16-SCL	asymmetric	16	4.4	50 x 50	asymm.	94	0.6
STRADELLA-16-VSM	asymmetric	16	4.2	50 x 50	asymm.	86	0.5
STRADELLA-16-T4	asymmetric	16	5.3	50 x 50	asymm.	81	0.5
STRADELLA-16-ME	asymmetric	16	4.9	50 x 50	asymm.	94	0.6

STRADELLA-IP-16

name	beam type	LEDs	h	d	typ. FWHM	typ. eff.	typ. cd/lm
STRADELLA-IP-16-T2-PC	asymmetric	16	8.5	100 x 60	asymm.	94	0.7

STRADELLA-IP-28

name	beam type	LEDs	h	d	typ. FWHM	typ. eff.	typ. cd/lm
STRADELLA-IP-28-T1-A *	asymmetric	28	9.5	100 x 100	asymm.	94	0.8
STRADELLA-IP-28-T2 *	asymmetric	28	9.2	100 x 100	asymm.	94	0.8
STRADELLA-IP-28-T3 *	asymmetric	28	9.2	100 x 100	asymm.	94	0.7
STRADELLA-IP-28-T4B *	asymmetric	28	9.2	100 x 100	asymm.	91	0.7
STRADELLA-IP-28-VSM *	wide area lighting	28	9.5	100 x 100	138	94	0.4
STRADELLA-IP-28-SCL *	asymmetric	28	9.5	100 x 100	asymm.	94	0.6
STRADELLA-IP-28-HB-S *	spot	28	9.5	100 x 100	25	92	1.6
STRADELLA-IP-28-HB-M *	medium	28	9.5	100 x 100	65	94	0.7
STRADELLA-IP-28-HB-W *	wide	28	9.5	100 x 100	90	94	0.4

* Available also in PC

STRADELLA-IP-64

name	beam type	LEDs	h	d	typ. FWHM	typ. eff.	typ. cd/lm
STRADELLA-IP-64-T2-PC	street	64	9.2	253 x 74	asymm.	94	0.8
STRADELLA-IP-64-HB-S	spot	64	9.2	253 x 74	30	92	2.0
STRADELLA-IP-64-HB-M	medium	64	9.2	253 x 74	60	90	1.0
STRADELLA-IP-64-HB-W	wide	64	9.2	253 x 74	90	92	0.5
STRADELLA-IP-64-HB-O	oval	64	9.2	253 x 74	30 + 90	90	1.1
STRADELLA-IP-64-VSM *	wide	64	9.7	253 x 74	asymm.	92	0.6
STRADELLA-IP-64-T3-M-PC **COMING**	asymmetric	64	9.7	253 x 74	asymm.	TBA	TBA
STRADELLA-IP-64-T4-B * **NEW**	asymmetric	64	9.7	253 x 74	asymm.	94	0.6

* Available also in PC

The information contained herein is the property of Ledil Oy, Joensuunkatu 13, FI-24100 SALO, Finland, and is subject to change without prior notice. Please visit ledil.com for additional information, such as the latest photometric files, 3D mechanical models, and application notes relating to handling, gluing and taping.

SPORT-2X2-S1

AMBER-2X2-ME

SPORT-2X2

www.ledil.com/sport

Compatibility: Optimized for HP 3535 and compatible with up to 5050 size flat LED packages

name		beam type	h	d	typ. FWHM	typ. eff.	typ. cd/lm
SPORT-2X2-S1	NEW	spot	13.6	50 x 50	10	92	9.0
SPORT-2X2-S2		asymmetric	14.2	50 x 50	asymm.	97	4.9
SPORT-2X2-S4		asymmetric	14.4	50 x 50	asymm.	97	2.9
SPORT-2X2-S6		asymmetric	15.5	50 x 50	asymm.	97	1.8
SPORT-2X2-FT60		asymmetric	15.5	50 x 50	asymm.	88	1.3
SPORT-2X2-FT6		asymmetric	11.0	50 x 50	asymm.	92	1.2
SPORT-2X2-FT6W		asymmetric	12.3	50 x 50	asymm.	97	1.1
SPORT-2X2-FT4	COMING	asymmetric	10.8	50 x 50	asymm.	TBA	TBA

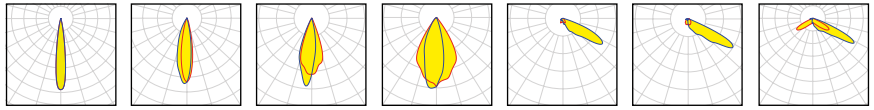
S1 S2 S4 S6 FT60 FT6 FT6W

NEW

AMBER-2X2

PATENTED www.ledil.com/amber

Compatibility: up to 5050 size LED packages

name	d	h	typ. eff.	typ. FWHM
AMBER-2X2-T1	50 x 50	7.8	78	asymm.
AMBER-2X2-T2	50 x 50	7.8	TBA	asymm.
AMBER-2X2-T4	50 x 50	7.7	TBA	asymm.
AMBER-2X2-ME	50 x 50	7.1	75	asymm.
AMBER-2X2-SCL	50 x 50	7.8	75	asymm.
AMBER-2X2-VSM	50 x 50	6.1	79	145

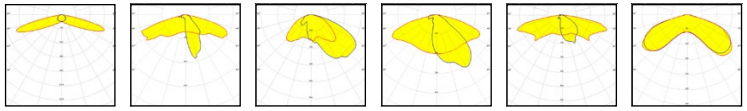
T1 T2 T4 ME SCL VSM

FWHM angles, efficiencies and cd/lm values contained herein are typical values. Actual measured values depend of the specific LED/optic combination.
Go to ledil.com for LED specific values and product datasheets.

Street & Area lighting

STELLA-G2-T3


STELLA-RS

JENNY family

STELLA

www.ledil.com/stella

STELLA-G2

Compatibility:
- Optimized for up to 23 mm and supports up to 30 mm LES size COBs
- Compatible with connectors from B+W, BJB, TE (Ø 50 mm and up to 5.9 mm height)

name	d	h	typ. eff.	typ. FWHM
STELLA-G2-T2	90	26.5	86	asymm.
STELLA-G2-T3	90	40.2	91	asymm.
STELLA-G2-T4	90	45.2	89	asymm.
STELLA-G2-VSM	90	25.6	91	asymm.

STELLA

UV-A-B-C

Compatibility:
- Asymmetric STELLA's: up to 23 mm LES size
- Symmetric STELLA's: up to 30 mm LES size
- 3rd party connectors from BJB, B+W and TE
- Installation frame made from aluminium available for FRESNEL and WWW beams

name	h	d	typ. eff.	typ. FWHM
STELLA-A	22	90	92	asymm.
STELLA-HB	19.5	90	93	76
STELLA-HB-WWW	11.3	90	88	97
STELLA-T4	26.9	90	92	asymm.
STELLA-VSM	20.7	90	94	asymm.
STELLA-FRESNEL	23	90	89	27
STELLA-DWC2	19.3	90	92	asymm.
STELLA-RS	39.2	90	94	25
STELLA-CLAMP-CXA15-18				

JENNY

www.ledil.com/jenny

UV-A-B

Comes either as a single lens or in a 8 lens array with possibility to separate lenses individually.
Can be installed with glue oroptional holder.
Compatibility: Up to 7070 size LED packages

name	height	dimensions	typ. eff.	typ. FWHM
JENNY-CY *	11.5	35 x 35	94	106 + 106
JENNY-T4 *	17	35 x 35	92	asymm.
JENNY-CY-G2 *	11.5	35 x 35	94	100
JENNY-T4-G2 *	17	35 x 35	93	asymm.
JENNY-20 *	14.5	35 x 35	96	20
JENNY-40 *	15	35 x 35	96	40
JENNY-60 *	13.4	35 x 35	94	60
JENNY-FT45 *	20.7	35 x 35	92	asymm.
JENNY-FT65 *	15.4	35 x 35	93	asymm.

* Available also in 8 lens array

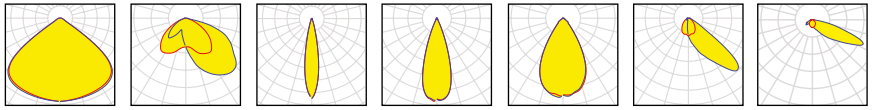
CY(-G2) T4(-G2) 20 40 60 FT45 FT65

The information contained herein is the property of Ledil Oy, Joensuunkatu 13, FI-24100 SALO, Finland, and is subject to change without prior notice. Please visit ledil.com for additional information, such as the latest photometric files, 3D mechanical models, and application notes relating to handling, gluing and taping.

Highbay lighting



~15° High bay

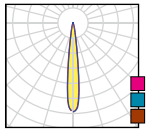

RS

~30° High bay

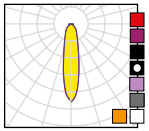

S

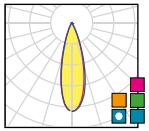

M

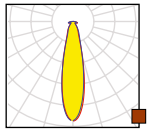

FRESNEL

~45° Mid bay

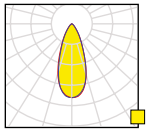

A

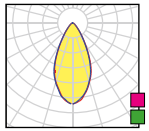

W

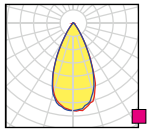

RW

~60° Mid bay

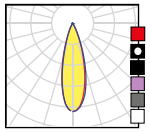

M

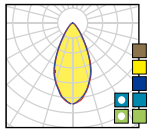

W

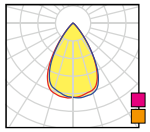

WW

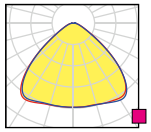

WWW

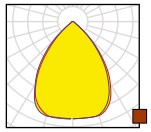

HB

~90° Low bay

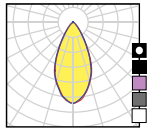

W

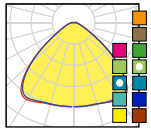

WWW

Oval

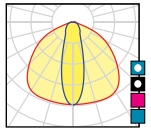

O

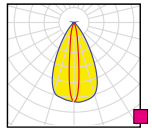

ON

HB FAMILY

www.ledil.com/highbay

HB-SQ
Dimensions: 25 x 25 mm
Compatibility:
– Up to 7070 size LED packages

HB-2X2 modules
Dimensions: 50 x 50 mm
Compatibility:
– Up to 5050 size LED packages

HB-IP-2X6 modules
Dimensions: 173 x 71.4 mm
Compatibility:
– Up to 5050 size LED packages

HB-IP-24 modules NEW
Dimensions: 173 x 71.4 mm
Compatibility:
– Up to 5050 size LED packages

HB-IP-8MX modules
Dimensions: 90 x 90 mm
Compatibility:
– Optimized for flat 5050 packages (without dome)

HB-2X2-5050
Dimensions 50 x 50 mm
Compatibility:
– For flat 5050 size LED packages

HB-IP-2X6-G2 modules
Dimensions: 172 x 71 mm
Compatibility:
– Optimized for flat high power 5050 size LED packages
– Compatible with up to 5050 size LED packages

HB-2X2MX & silicone 2X2MXS modules
Dimensions: 90 x 90 mm
Compatibility:
– Up to 7070 size LED packages

STRADELLA FAMILY

www.ledil.com/stradella

STRADELLA-HB
Dimensions: 13.9 x 13.9 mm
Compatibility:
– Up to 3535 size LED packages

STRADELLA-16-HB
Dimensions: 49.5 x 49.5 mm
Compatibility:
– Up to 3535 size LED packages

STRADELLA-8-HB
Dimensions: 49.5 x 49.5 mm
Compatibility:
– Up to 3535 size LED packages

STRADELLA-IP-28-HB
Dimensions: 100 x 100 mm
Compatibility:
– Up to 3535 size LED packages

STRADELLA-IP-64-HB
Dimensions: 74 x 253 mm
Compatibility:
– Up to 3535 size LED packages

VICTORIA / VICTORIA-MINI

www.ledil.com/victoria

Diameter: 300 mm / 180 mm
Compatibility:
– Optimized for 2835 and compatible with up to 5630 size mid-power LED packages
– Recommended to be used with two LEDs per one optic which can be up to 5630 in size
– Can be used with single domeless 5050 size LED packages

SITARA-HB FAMILY

www.ledil.com/sitara

Dimensions: 18 x 18 mm
Compatibility:
– Optimized for flat high-power 5050 size LED packages



STELLA FAMILY

www.ledil.com/stella

Diameter: 90 mm
Compatibility:
– Asymmetric STELLA's: up to 23 mm LES size
– Symmetric STELLA's: up to 30 mm LES size
– 3rd party connectors from BJB, B+W and TE

FWHM angles, efficiencies and cd/lm values contained herein are typical values. Actual measured values depend of the specific LED/optic combination. Go to ledil.com for LED specific values and product datasheets.

The information contained herein is the property of Ledil Oy, Joensuunkatu 13, FI-24100 SALO, Finland, and is subject to change without prior notice. Please visit ledil.com for additional information, such as the latest photometric files, 3D mechanical models, and application notes relating to handling, gluing and taping.

Custom solutions

In addition to our wide product portfolio of standard products we also offer custom tailored solutions.

Our long expertise in optical design and close collaboration with our customers to meet their special needs is in some cases the only way to find the best solution for a project.

When is a customized solution needed?

- No mechanically or optically suitable product available
- Looking for a unique design solution and differentiation
- Meeting special requirements for certain applications
- Need for specific material

Why LEDiL?

- Full turnkey service
- No need for external 3D-designers
- Accurate light laboratory measurements
- Production facilities on different continents
- Wide testing capabilities to support product development
- Thermal analysis service from the beginning of a project
- Technical support during the whole lifetime of a product
- Broad recognition in the industry as a manufacturer of high quality products

If you need a customized product please contact your local sales representative to discuss finding the best possible solution for your requirements.

FWHM angles, efficiencies and cd/lm values contained herein are typical values. Actual measured values depend of the specific LED/optic combination. Go to ledil.com for LED specific values and product datasheets.

Where to buy

Sales network & area sales representatives

Detailed information and list of distributors: ledil.com/contacts

Europe			
Finland, Sweden, Norway, Iceland	Linus Fuchs	linus.fuchs@ledil.com	+358 40 176 4406
	Taina Kalintiv	taina.kalintiv@ledil.com	+358 40 589 1425
Denmark	Linus Fuchs	linus.fuchs@ledil.com	+358 40 176 4406
	Oliver Schenk	oliver.schenk@ledil.com	+49 171 628 2501
Estonia, Latvia, Lithuania	Linus Fuchs	linus.fuchs@ledil.com	+358 40 176 4406
	Taina Kalintiv	taina.kalintiv@ledil.com	+358 40 589 1425
Germany, Austria, Switzerland	Oliver Klasen	oliver.klasen@ledil.com	+49 151 2066 1985
	Martin Lengwenus	martin.lengwenus@ledil.com	+49 157 7191 6641
UK, Ireland, Belgium, Netherlands, Luxembourg	Simon Aldred	simon.aldred@ledil.com	+44 7540 726 384
France	Benjamin Kiecken	benjamin.kiecken@ledil.com	+33 682 795 592
Spain, Portugal	Dave Simpson	dave.simpson@ledil.com	+34 607 858 901
Italy, Malta	Diego Quadrio	diego.quadrio@ledil.com	+39 340 659 9236
Balkan	Gregor Pokeržnik	gregor.pokerznik@ledil.com	+386 41 667 623
Poland, Czech Republic, Slovakia	Marcin Wiewiórka	marcin.wiewiorka@ledil.com	+48 501 765 576
Turkey	Engin Bilgili	engin.bilgili@ledil.com	+90 531 811 3646
Middle East			
Middle East	Raúl Parra	raul.parra@ledil.com	+358 40 095 6839
Israel	Linus Fuchs	linus.fuchs@ledil.com	+358 40 176 4406
	Taina Kalintiv	taina.kalintiv@ledil.com	+358 40 589 1425
Africa			
Algeria, Morocco, Tunisia, Egypt	Raúl Parra	raul.parra@ledil.com	+358 40 095 6839
South Africa	Linus Fuchs	linus.fuchs@ledil.com	+358 40 176 4406
	Taina Kalintiv	taina.kalintiv@ledil.com	+358 40 589 1425
Africa	Raúl Parra	raul.parra@ledil.com	+358 40 095 6839
Asia & Oceania			
India	Radhesyam Nandigam	india@ledil.com	+91 9676 333 162
	Vijay Padimandla	india@ledil.com	+91 8008 413 434
Mongolia, Hong Kong, Taiwan	Ting On (A.K) Koo	ting.on.koo@ledil.com	+86 186 7668 6258
China	Ting On (A.K) Koo	ting.on.koo@ledil.com	+86 186 7668 6258
	Frank Lee	frank.lee@ledil.com	+86 159 1335 3326
	Yugui Lian	yugui.lian@ledil.com	+86 135 8568 7997
	Exleod An	pengfei.an@ledil.com	+86 185 0308 3638
South-Korea	Howard Lee	howard@coresemi.com	+82 10 3799 7351
Japan	Kazuaki Kimura	kazuaki.kimura@ledil.com	+81 90 3212 4135
Thailand, Malaysia, Singapore, Vietnam, Indonesia, Philippines, Australia, New Zealand	Suppaluck Sae-Sean	suppaluck.sae-sean@ledil.com	+66 869 741 968
North America			
East Canada,Midwest region	Ben Swedberg	ben.swedberg@ledil.com	+1 815 766 3203
West Canada, West US	Jeff Roeder	jeff.roeder@ledil.com	+1 949 275 8359
Northeast US, Southern US	Paul Munce	paul.munce@ledil.com	+1 678 372 6053
Latin America & Central America			
Brazil	Bruno Musolino	bruno.musolino@ledil.com	+55 11 9 8264 6688
	Jen John Lee	jen.lee@ledil.com	+55 11 9 7378 8874
	Fernanda Cruciani	fernanda.cruciani@ledil.com	+55 11 9 6645 8450
Colombia, Central America	Rodrigo Menabrito	rodrigo.menabrito@ledil.com	+52 1 81 2567 2957
México	Pedro Octaviano	pedro.octaviano@ledil.com	+52 712 261 6872
	Rodrigo Menabrito	rodrigo.menabrito@ledil.com	+52 1 81 2567 2957
Argentina, Chile, Paraguay, Uruguay, Peru	Pablo Bianchi	pablo.bianchi@ledil.com	+54 9 11 5485 6967

Customer service

US and Canada	customer.service.us@ledil.com	+1 815 766 3200
All other countries	sales@ledil.com	

Inside sales

Stina Åkerberg | indoor	stina.akerberg@ledil.com	+358 40 548 0886
Nonna Raita | outdoor	nonna.raita@ledil.com	+358 40 833 2707

The information contained herein is the property of Ledil Oy, Joensuunkatu 13, FI-24100 SALO, Finland, and is subject to change without prior notice. Please visit ledil.com for additional information, such as the latest photometric files, 3D mechanical models, and application notes relating to handling, gluing and taping.

LEDiL

perfecting light

Subscribe to LEDiL newsletter to get latest news
about product launches and reference cases
www.ledil.com/subscribe

www.ledil.com

Ledil Oy (Headquarters)
Joensuunkatu 13
FI-24100 SALO
Finland

Ledil Inc.
228 West Page
Street Suite D
Sycamore IL 60178
USA

LEDiL Optics Technology (Shenzhen) Ltd.
#405, Block B, ShenZhen Casic Motor Building,
No.7 LangShan #2 Road, Hi-Tech Ind. Park(N.),
Nanshan District, Shenzhen, 518057,
P.R.China

Local sales and technical support: **www.ledil.com/contacts**

Distribution partners: **www.ledil.com/contacts/distributors**

Shipping locations: Salo, Finland and Hong Kong, China

We place great importance in protecting our intellectual property rights and our products with patents, trademarks, design rights or other intellectual property rights, which we defend through active enforcement.

v1-2